

## **PLATEAU FORMATION ON ACCELERATING WAKEFIELD FOR ELECTRON-WITNESS-BUNCH AND ON DECELERATING WAKEFIELD FOR DRIVER-BUNCHES IN A PLASMA**

*V.I. Maslov<sup>1,2</sup>, R.T. Ovsianikov<sup>2</sup>, D.S. Bondar<sup>1,2</sup>, I.P. Levchuk<sup>1</sup>, I.N. Onishchenko<sup>1</sup>*

*<sup>1</sup>National Science Center “Kharkov Institute of Physics and Technology”, Kharkiv, Ukraine;*

*<sup>2</sup>V.N. Karazin Kharkiv National University, Kharkiv, Ukraine*

*E-mail: vmaslov@kipt.kharkov.ua*

Plasma wakefield acceleration promises compact sources of high-brightness relativistic electron and positron beams. Applications (particle colliders and free-electron lasers) of plasma wakefield accelerators demand low energy spread beams and high-efficiency operation. Achieving both requires plateau formation on both the accelerating field for witness-bunch and the decelerating fields for driver-bunches by controlled beam loading of the plasma wave with careful tailored current profiles. We demonstrate by numerical simulation by 2.5D PIC code LCODE such optimal beam loading in a linear and blowout electron-driven plasma accelerator with RF generated low and high beam charge and high beam quality.

PACS: 29.17.+w; 41.75.Lx

### **INTRODUCTION**

Plasma wakefield accelerators have the ability to sustain accelerating gradients to 100 GV/m [1 - 3]. In conventional accelerators, due to breakdown which occurs on the walls of the accelerating structure at high electric fields, accelerating gradients are currently limited to approximately 100 MV/m [4] due to breakdown. Successful experiments on electron-bunch-driven wakefield acceleration have demonstrated acceleration of GeV-class electrons [3] and have therefore confirmed the relevance of this acceleration method. Plasma wakefield acceleration promises compact sources of high-brightness relativistic electron beams. Because the plasma accelerators provide large accelerating gradients the plasma (see [5 - 45]) accelerators are intensively investigated.

However, the quality of electron bunch produced in plasma accelerators is not yet sufficient for the realization applications. Precise control over the injected electron bunch properties is a key problem for plasma wakefield accelerators. One promising strategy towards the improvement of final quality of the accelerated electron bunch is the use of an electron beam from a conventional electron linac. Well-developed technologies of radio-frequency linacs allow electron bunches of good quality: small size and small energy spread to be provided.

Applications (particle colliders and free-electron lasers) of plasma wakefield accelerators demand low energy spread beams and high-efficiency operation. Achieving both requires plateau formation on both the accelerating field for witness-bunch and the decelerating fields for driver-bunches by controlled beam loading of the plasma wave with careful tailored current profiles [32, 33, 46]. It has been proposed in [47] to use the beam loading effect (see [32, 33]) to compensate the energy spread of an electron beam in plasma wakefield accelerators.

In this paper, we report on numerical investigations on optimization of the self-consistent distribution of an accelerating wakefield of plateau type, which can lead to minimizing the witness-bunch quality degradation during acceleration by a plasma wakefield, excited by an electron driver-bunches and formation a plateau on decelerating wakefield in areas of driver-bunches to increase efficiency of plasma wakefield accelerator with external injection. Analyzing the dependence of distribution of an accelerating and decelerating wakefield on witness-bunch density and driver-bunch density, we have demonstrated a mechanism to compensate the energy spread and to ensure the same deceleration of all electrons of each bunch.

We present results of numerical simulation of plasma wakefield excitation by driver-bunches and this wakefield modification, leading to plateau formation, by witness-bunch in its area and by driver-bunches in their areas. The numerical simulation has performed with 2.5D code LCODE [48, 49], which considers the electrons of the beam as ensembles of macroparticles, and the electrons of the plasma as a cold electron fluid. We demonstrate by numerical simulation optimal beam loading in a plasma accelerator with RF generated low and high beam charge and high beam quality.

We consider the bunch, electrons in which are distributed according to Gaussian in the transverse direction along the radius. We use the cylindrical coordinate system  $(r, z)$  and draw the plasma and beam densities and longitudinal electric field at some  $z$  as a function of the dimensionless time  $\tau = \omega_p t$  or  $\xi = V_b t - z$ ,  $V_b$  is the bunch velocity. Time is normalized on electron plasma frequency  $\omega_{pe}^{-1}$ , distance – on  $c/\omega_{pe}$ , bunch current  $I_b$  – on  $I_{cr} = \pi m c^3 / 4e$ , fields – on  $m c \omega_{pe} / e$ .  $e$ ,  $m$  are the charge and mass of the electron,  $c$  is the light velocity.

# 1. INVESTIGATION OF THE PLATEAU FORMATION ON THE DISTRIBUTION OF AN ACCELERATING WAKEFIELD IN A PLASMA BY AN ELECTRON WITNESS-BUNCH

To begin with, we consider the wakefield excitation in plasma in blowout regime by short electron bunch and plateau formation by accelerated bunch on the special distribution of an accelerating wakefield  $E_z(\xi)$  (Fig. 1). One can see that accelerated bunch of a certain charge leads to the formation of a plateau on  $E_z(\xi)$  at some depth inside the bubble.

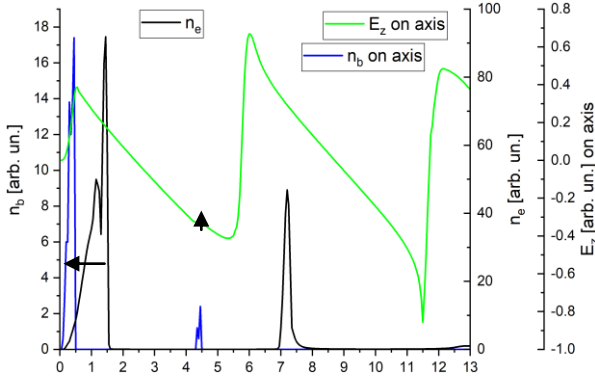


Fig. 1. The on-axis wakefield excitation  $E_z$  by short bunch-driver and plateau formation on  $E_z(\xi)$  by bunch-witness. Densities of bunches  $n_b$  on the axis are shown by blue. Plasma electron density  $n_e$  is shown to be black as a function of the coordinate  $\xi$  along the plasma. The length of driver-bunch is equal to 0.08 of bubble length. The length of witness-bunch is equal to 0.04 of bubble length. The radius of bunches is equal to 0.3. The maximum current of bunch-driver is equal to  $I_b=0.72$ . The maximum current of bunch-witness is equal to  $I_b=0.06$ . The relativistic factor of bunches is equal to 1000. The arrow shows the plateau

In this case, the witness-bunch is in an almost uniform focusing field (Fig. 2).

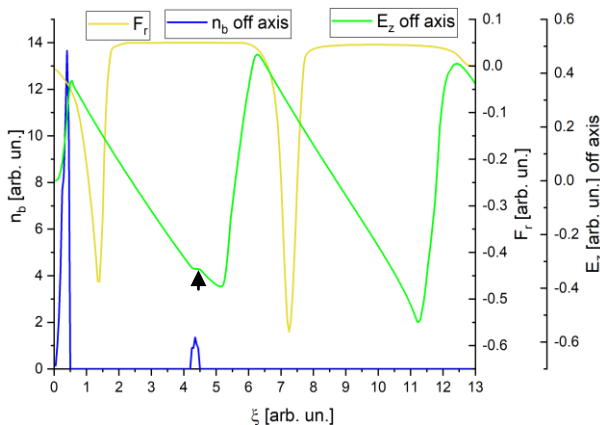


Fig. 2. The off-axis wakefield excitation  $E_z$  by short bunch-driver and plateau formation on  $E_z(\xi)$  by bunch-witness. The off-axis densities of bunches  $n_b$  are shown by blue. The off-axis wake focusing force  $F_r$  is shown to be yellow as a function of the coordinate  $\xi$  along the plasma. The parameters are identical to Fig. 1. The arrow shows the plateau

# 2. INVESTIGATION OF THE PLATEAU FORMATION IN A PLASMA BY AN ELECTRON WITNESS-BUNCH ON THE DISTRIBUTION OF AN ACCELERATING WAKEFIELD, EXCITED BY SHORT TRAIN OF RESONANT DRIVER-BUNCHES

Now we simulate the plateau formation on the distribution of an accelerating wakefield in a plasma by an electron witness-bunch in the case of wakefield excitation by short train of resonant electron driver-bunches (Fig. 3).

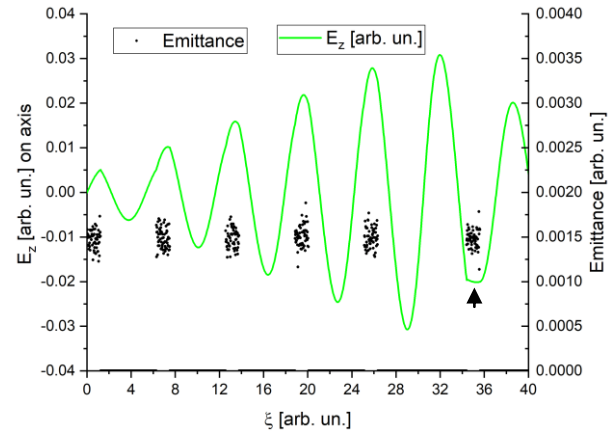


Fig. 3. The on-axis wakefield excitation  $E_z$  by short train of resonant electron driver-bunches and plateau formation on  $E_z(\xi)$  by witness-bunch. Transversal emittance of bunches is shown to be black. The length of bunches is equal to 0.19 of bubble length. The radius of bunches is equal to 0.3. The maximum current of bunch-driver is equal to  $I_b=2 \cdot 10^{-3}$ . The maximum current of bunch-witness is equal to  $I_b=8 \cdot 10^{-3}$ . The arrow shows the plateau

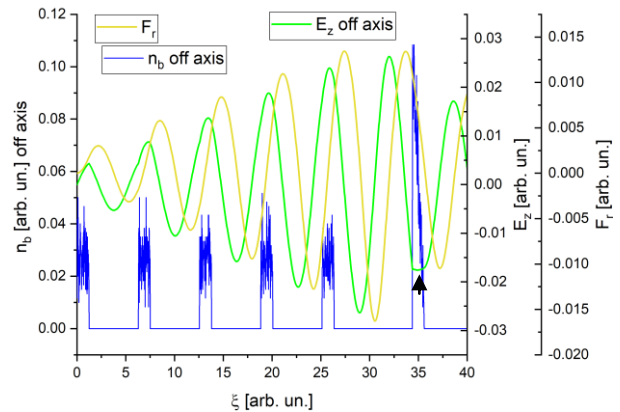


Fig. 4. The off-axis wakefield excitation  $E_z$  by short train of driver-bunches and plateau formation on  $E_z(\xi)$  by witness-bunch. The off-axis densities of bunches  $n_b$  are shown by blue. The off-axis wake focusing force  $F_r$  is shown to be yellow as a function of the coordinate  $\xi$  along the plasma. The parameters are identical to Fig. 3. The arrow shows the plateau

In this case, the witness-bunch is entirely in the focusing field (Fig. 4), in contrast to the Gaussian bunch, which would be partially focused and partially defocused.

### 3. INVESTIGATION OF THE PLATEAU FORMATION ON THE DISTRIBUTION OF A DECELERATING WAKEFIELD IN A PLASMA BY AN ELECTRON DRIVER-BUNCHES

Now we simulate the plateau formation on the distribution of a decelerating wakefield, excited by short train of resonant electron driver-bunches in a plasma (Fig. 5).

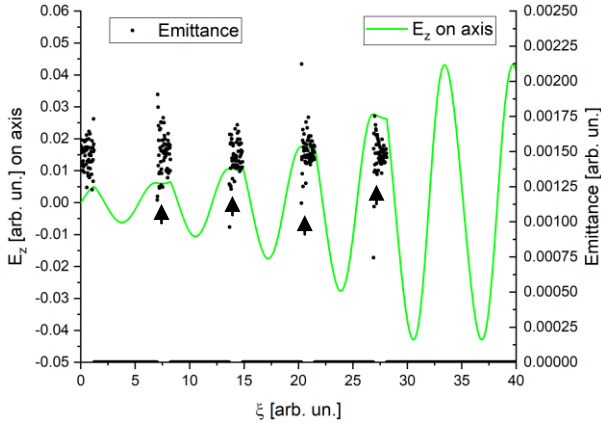


Fig. 5. The on-axis wakefield excitation  $E_z$  by short train of resonant electron driver-bunches and plateau formation on  $E_z(\xi)$  by driver-bunches. Transversal emittance of bunches is shown to be black. The length of bunches is equal to 0.19 of bubble length. The radius of bunches is equal to 0.3. The maximum current of bunch-driver is equal to  $I_b=1.2 \cdot 10^{-2}$ . The arrows show the plateaus

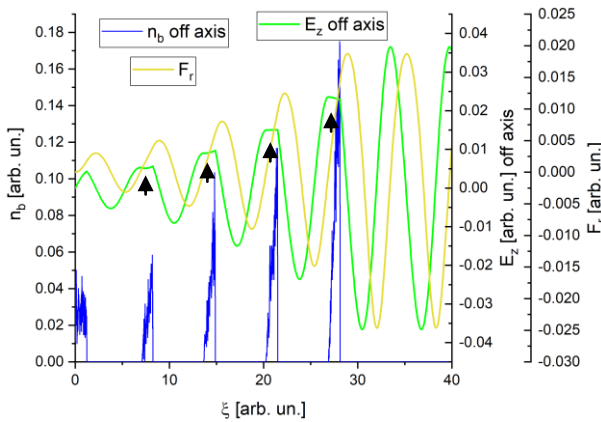


Fig. 6. The off-axis wakefield excitation  $E_z$  by short bunch-driver and plateau formation on  $E_z(\xi)$  by bunch-witness. The off-axis densities of bunches  $n_b$  are shown by blue. The off-axis wake focusing force is shown to be yellow  $F_r$  as a function of the coordinate  $\xi$  along the plasma. The parameters are identical to Fig. 5. The arrows show the plateau

In this case, the driver-bunches are entirely in the focusing field (Fig. 6), in contrast to the Gaussian bunches, which would be partially focused and partially defocused.

### CONCLUSIONS

The evolution of the distribution of accelerating and decelerating wakefields of plateau types has been investigated during wakefield excitation and electron acceleration by wakefield in linear and blowout regimes. The

plasma wakefield is excited by an electron-bunch or by a short train of electron-bunches. The investigation has performed, using 2.5D PIC simulations by code LCODE. The final quality of the accelerated bunch strongly depends on the distribution of an accelerating wakefield. The part of energy, transferred to wakefield by driver-bunches, also strongly depends on the distribution of an decelerating wakefield. The investigations presented here show that the accelerated and decelerated bunch densities and their shapes can support plateau type distribution of accelerating and decelerating wakefields during acceleration in linear and blowout regimes. This can lead to energy spread of accelerated bunch decrease and to increase of part of energy, transferred to the wakefield by driver-bunches.

### ACKNOWLEDGEMENTS

The study is supported by the National Research Foundation of Ukraine under the program "Leading and Young Scientists Research Support" (project agreement # 2020.02/0299).

### REFERENCES

1. W.P. Leemans, A.J. Gonsalves, H.-S. Mao, et al. Multi-GeV Electron Beams from Capillary-Discharge-Guided Subpetawatt Laser Pulses in the Self-Trapping Regime // *Phys. Rev. Lett.* 2014, v. 113, p. 245002.
2. A.J. Gonsalves, K. Nakamura, J. Daniels, et al. Petawatt Laser Guiding and Electron Beam Acceleration to 8 GeV in a Laser-Heated Capillary Discharge Waveguide // *Phys. Rev. Lett.* 2019, v. 122, p. 084801.
3. I. Blumenfeld, C.E. Clayton, F.-J. Decker, et al. Energy doubling of 42 GeV electrons in a metre-scale plasma wakefield accelerator // *Nature, Letters.* 2007, v. 445, p. 741-744.
4. E. Esarey, C.B. Schroeder, W.P. Leemans. Physics of laser-driven plasma-based electron accelerators // *Rev. Mod. Phys.* 2009, v. 81, p. 1229-1285.
5. K.V. Lotov, V.I. Maslov, I.N. Onishchenko, et al. Homogeneous Focusing of Electron Bunch Sequence by Plasma Wakefield // *Problems of Atomic Science and Technology.* 2012, № 3, p. 159-163.
6. V.I. Maslov, I.N. Onishchenko, I.P. Yarovaya. Plasma Wakefield Excitation, Possessing of Homogeneous Focusing of Electron Bunches // *Problems of Atomic Science and Technology.* 2013, № 1, p. 134-136.
7. V.I. Maslov, I.N. Onishchenko, I.P. Yarovaya. Fields excited and providing a uniform focusing of short relativistic electron bunches in plasma // *East European Journal of Physics.* 2014, v. 1, № 2, p. 92-95.
8. K.V. Lotov, V.I. Maslov, I.N. Onishchenko, et al. Transformer Ratio at Interaction of Long Sequence of Electron Bunches with Plasma // *Problems of Atomic Science and Technology.* 2011, № 3, p. 87-91.
9. V.I. Maslov, I.N. Onishchenko, I.P. Yarovaya. Transformer Ratio at Excitation of Nonlinear Wakefield in Plasma by Shaped Sequence of Electron Bunches with Linear Growth of Charge // *Problems*

- of Atomic Science and Technology. 2012, № 4, p. 128-130.
10. K.V. Lotov, V.I. Maslov, I.N. Onishchenko. Transformer Ratio in Wake-Field Method of Acceleration for Sequence of Relativistic Electron Bunches // *Problems of Atomic Science and Technology*. 2010, № 4, p. 85-89.
  11. V.I. Maslov, I.N. Onishchenko, I.P. Yarovaya. Wakefield Excitation in Plasma by Sequence of Shaped Electron Bunches // *Problems of Atomic Science and Technology*. 2012, № 6, p. 161-163.
  12. I.P. Levchuk, V.I. Maslov, I.N. Onishchenko. Transformer Ratio at Wakefield Excitation by Linearly Shaped Sequence of Short Relativistic Electron Bunches // *Problems of Atomic Science and Technology*. 2015, № 6, p. 37-41.
  13. K.V. Lotov, V.I. Maslov, I.N. Onishchenko, et al. Simulation of plasma wakefield excitation by a sequence of electron bunches // *Problems of Atomic Science and Technology*. 2008, № 6, p. 114-116.
  14. K.V. Lotov, V.I. Maslov, I.N. Onishchenko, et al. Resonant excitation of plasma wakefield by a nonresonant train of short electron bunches // *Plasma Phys. Contr. Fus.* 2010, v. 52, № 6, p. 065009.
  15. K.V. Lotov, V.I. Maslov, I.N. Onishchenko, et al. 2.5D simulation of plasma wakefield excitation by a nonresonant chain of relativistic electron bunches // *Problems of Atomic Science and Technology*. 2010, № 2, p. 122-124.
  16. K.V. Lotov, V.I. Maslov, I.N. Onishchenko, et al. Mechanisms of Synchronization of Relativistic Electron Bunches at Wakefield Excitation in Plasma // *Problems of Atomic Science and Technology*. 2013, № 4, p. 73-76.
  17. I.Y. Kostyukov, A.M. Pukhov. Plasma-based methods for electron acceleration: current status and prospects // *Phys. Usp.* 2015, v. 58(1), p. 81.
  18. S.E. Perevalov, K.F. Burdonov, A.V. Kotov, et al. Experimental study of strongly mismatched regime of laser-driven wakefield acceleration // *Plasma Phys. Contr. Fus.* 2020, v. 62, № 9, p. 094004.
  19. A.A. Soloviev, K.F. Burdonov, V.N. Ginzburg, et al. Fast electron generation using PW-class PEARL facility // *Nucl. Instr. Meth. Phys. Res. A*. 2011, v. 653, № 1, p. 35-41.
  20. J. Thomas, I.Yu. Kostyukov, J. Pronold, A. Golovanov, A. Pukhov. Non-linear theory of a cavitated plasma wake in a plasma channel for special applications and control // *Phys. Plasm.* 2016, v. 23, p. 053108.
  21. A. Pukhov, O. Jansen, T. Tueckmantel, et al. Field-reversed bubble in deep plasma channels for high-quality electron acceleration // *Phys. Rev. Lett.* 2014, v. 113 (24), p. 245003.
  22. T. Tajima, J.M. Dawson. Laser Electron Accelerator // *Phys. Rev. Lett.* 1979, v. 43, p. 267.
  23. T. Tajima. Laser Acceleration in Novel Media // *Eur. Phys. J. Spec. Top.* 2014, v. 223, p. 1037.
  24. T. Tajima, K. Nakajima, G. Mourou. Laser Acceleration // *Rivista del Nuovo Cimento* 2017, v. 40, p. 33.
  25. T. Tajima. Laser acceleration and its future // *Proc. Jpn. Acad. Ser. B*. 2010, v. 86, p. 147.
  26. V.A. Balakirev, I.V. Karas', G.V. Sotnikov. Wakefield excitation by a relativistic electron bunch in a magnetized plasma // *Plasma Physics Reports*. 2001, v. 26(10), p. 889-892.
  27. N.I. Ayzatsky, A.N. Dovbnaya, V.A. Kushnir, et al. Electron resonant high-current accelerator for research of collective acceleration methods // *Plasma Phys.* 1994, v. 20, № 7, 8, p. 671-673.
  28. Ya.B. Fainberg, N.I. Ayzatsky, V.A. Balakirev, et al. Study of excitation of wakefields in plasma by bunches of relativistic electrons // *Problems of Atomic Science and Technology*. 1997, № 3, 4(31, 32), p. 97-99.
  29. A.V. Kirichok, V.M. Kuklin, A.V. Mischin, et al. Modelling of Superradiation Processes Driven by an Ultra-Short Bunch of Charged Particles Moving through a Plasma // *Problems of Atomic Science and Technology*. 2015, № 4, p. 255-257.
  30. V.M. Kuklin. One-dimensional moving bunches of charged particles in plasma // *Ukr. Phys. J.* 1986, v. 31, № 6, p. 853-857.
  31. A.G. Zagorodny, V.M. Kuklin. Features of radiation in nonequilibrium media // *Problems of Theoretical Physics*. Kharkov, 2014, № 1, 532 p.
  32. S. Romeo, M. Ferrario, A.R. Rossi. Beam loading assisted matching scheme for high quality plasma acceleration in linear regime // *Phys. Rev. Accel. Beams*. 2020, v. 23, p. 071301.
  33. T. Katsouleas, S. Wilks, P. Chen, T.J.M. Dawson, J.J. Su. Beam Loading in Plasma Accelerators // *Particle Accelerators*. 1987, v. 22, p. 81-99.
  34. S.V. Bulanov, F. Pegoraro, A.M. Pukhov, A.S. Sakharov. Transverse-Wake Wave Breaking // *Phys. Rev. Lett.* 1997, v. 78, № 22, p. 4205-4208.
  35. V.M. Tsakanov. On collinear wakefield acceleration with high transformer ratio // *Nucl. Instr. and Meth. in Phys. Res. A*. 1999, v. 432, p. 202-213.
  36. E. Esarey, S. Sprangle, J. Krall, A. Ting. Overview of Plasma-Based Accelerator Concepts // *IEEE Trans. Plasma Sci.* 1996, v. PS-24(2), p. 252.
  37. S.S. Baturin, A. Zholents. Upper limit for the accelerating gradient in the collinear wakefield accelerator as a function of the transformer ratio // *Phys. Rev. Accel. Beams*. 2017, v. 20, p. 061302.
  38. S.S. Baturin, G. Andonian, J.B. Rosenzweig. Analytical treatment of the wakefields driven by transversely shaped beams in a planar slow-wave structure // *Phys. Rev. Accel. Beams*. 2018, v. 21(12), p. 121302.
  39. S.S. Baturin, A.D. Kanareykin. Cherenkov radiation from short relativistic bunches: general approach // *Phys. Rev. Lett.* 2014, v. 113, p. 214801.
  40. M.A. Shcherbinin, I.O. Anisimov. Short Cylindrical Electron Bunch Dynamics and Wake Fields' Excitation in Plasma with the External Magnetic Field // *Problems of Atomic Science and Technology*. 2015, № 4(98), p. 124-128.

41. A.G. Khachatryan. Effect of a longitudinal magnetic field on the excitation of plasma wake waves // *J. Exper. and Theor. Phys.* 2002, v. 94, p. 516-520.
42. R.J. Shalloo, C. Arran, L. Corner, et al. Hydrodynamic optical-field-ionized plasma channels // *Phys. Rev. E.* 2018, v. 97, p. 053203.
43. A. Picksley, A. Alejo, J. Cowley, et al. Guiding of high-intensity laser pulses in 100-mm-long hydrodynamic optical-field-ionized plasma channels // *Phys. Rev. Accel. Beams.* 2020, v. 23, p. 081303.
44. R.J. Shalloo, C. Arran, A. Picksley, et al. Low-density hydrodynamic optical-field-ionized plasma channels generated with an axicon lens // *Phys. Rev. Accel. Beams.* 2019, v. 22, p. 041302.
45. J. Cowley, C. Thornton, C. Arran, et al. Excitation and Control of Plasma Wakefields by Multiple Laser Pulses // *Phys. Rev. Lett.* 2017, v. 119, p. 044802.
46. V.I. Maslov et al. Numerical Simulation of Plateau Formation by an Electron Bunch on the Distribution of an Accelerating Wakefield in a Plasma // *Problems of Atomic Science and Technology.* 2020, № 6, p. 47.
47. S. van der Meer, CERN-PS-85-65-AA, CLIC-Note-3 (1985) 7.
48. K.V. Lotov. Simulation of ultrarelativistic beam dynamics in plasma wakefield accelerator // *Phys. Plasmas.* 1998, v. 5, № 3, p. 785-791.
49. A.P. Sosedkin, K.V. Lotov. LCODE: A parallel quasi-static code for computationally heavy problems of plasma wakefield acceleration // *Nucl. Instr. and Meth. in Phys. Res. A.* 2016, v. 829, p. 350-352.

*Article received 11.10.2021*

### **ФОРМИРОВАНИЕ ПЛАТО НА УСКОРЯЮЩЕМ КИЛЬВАТЕРНОМ ПОЛЕ ДЛЯ УСКОРЯЕМЫХ СГУСТКОВ ЭЛЕКТРОНОВ И НА ТОРМОЗЯЩЕМ КИЛЬВАТЕРНОМ ПОЛЕ ДЛЯ СГУСТКОВ, ВОЗБУЖДАЮЩИХ ПОЛЕ**

*В.И. Маслов, Р.Т. Овсянников, Д.С. Бондарь, И.П. Левчук, И.Н. Онищенко*

Ускорение кильватерным полем в плазме может обеспечить компактные источники релятивистских электронных и позитронных пучков высокой яркости. Использование (коллайдеры частиц и лазеры на свободных электронах) плазменных кильватерных ускорителей требует высокой эффективности и пучков с малым разбросом по энергии. Достижения того и другого требуют формирования плато как на ускоряющем поле для ускоряемого сгустка, так и на тормозящем поле для сгустков, которые возбуждают поле, путем контролируемой нагрузки пучком плазменной волны с тщательно подобранным профилем тока. Мы демонстрируем численным моделированием 2,5D PIC-кодом LCODE такую оптимальную нагрузку пучком в линейном и нелинейном режимах в плазменном ускорителе с возбуждением электронами, которые инжектируются с ВЧ-ускорителя, при небольшом и большом зарядах пучков и высоком их качестве.

### **ФОРМУВАННЯ ПЛАТО НА ПРИСКОРЮЮЧОМУ КИЛЬВАТЕРНОМУ ПОЛІ ДЛЯ ЗГУСТКІВ ЕЛЕКТРОНІВ, ЩО ПРИСКОРЮЮТЬСЯ, І НА ГАЛЬМУЮЧОМУ КИЛЬВАТЕРНОМУ ПОЛІ ДЛЯ ЗГУСТКІВ, ЩО ЗБУДЖУЮТЬ ПОЛЕ**

*В.І. Маслов, Р.Т. Овсянніков, Д.С. Бондарь, І.П. Левчук, І.М. Оніщенко*

Прискорення кильватерним полем у плазмі може забезпечити компактні джерела релятивістських електронних і позитронних пучків високої яскравості. Використання (колайдери частинок і лазери на вільних електронах) плазмових кильватерних прискорювачів вимагають високої ефективності і пучків з низьким розкидом по енергії. Досягнення того і іншого вимагають формування плато як на прискорюючому полі для згустку, що прискорюється, так і на гальмуючому полі для згустків, що збуджують поле, шляхом контрольованого навантаження пучком плазмової хвилі з ретельно підібраним профілем струму. Ми демонструємо чисельним моделюванням 2,5D PIC-кодом LCODE таке оптимальне навантаження пучком у лінійному і нелінійному режимах у плазмовому прискорювачі зі збудженням електронами, які інжектуються з ВЧ-прискорювача, при невеликому і великому зарядах пучків і високій їх якості.