

Influence of rotational motion of molecules on the thermal conductivity of solid SF₆, CHCl₃, C₆H₆, and CCl₄

O.I. Purskii and N.N. Zholonko

Technological State University of Cherkassy, 460 Shevchenko Blvd., Cherkassy 18006, Ukraine
E-mail: pursky_O@ukr.net

V.A. Konstantinov

*B. Verkin Institute for Low Temperature Physics and Engineering
of the National Academy of Sciences of Ukraine, 47 Lenin Ave., Kharkov 61103, Ukraine*
E-mail: konstantinov@ilt.kharkov.ua

The thermal conductivity of solid SF₆, CHCl₃, C₆H₆, and CCl₄ was investigated by the linear-flow method under saturated vapor pressures in the temperature range from 80 K to the corresponding melting temperatures and then recalculated for a constant density of the samples. The contributions of the phonon–phonon and phonon–rotation interactions to the total thermal resistance were separated using the modified method of reduced coordinates. It is shown that the phonon–rotation contribution to the thermal resistance of the crystals decreases as the rotational motion of the molecules attains more freedom.

PACS: **66.70.+f**; 63.20.Ls; **44.50.+f**

Introduction

Heat transfer in simple molecular crystals is determined by both translational and rotational motion of molecules at the lattice sites. As the temperature rises, the rotational motion of molecules in crystals can have basically the following stages: an increase in the libration amplitudes, jumplike reorientation of the molecules, increasing frequency of reorientations, hindered rotations of molecules and, finally, nearly free rotation of molecules. By choosing crystals with different parameters of the molecular interaction and varying the temperature it is possible to change the degree of orientational ordering and thus to investigate the influence of the rotational motion of molecules on the behavior of the thermal conductivity.

The objects of this study were the molecular crystals of SF₆, CHCl₃, C₆H₆, and CCl₄. The SF₆ molecule has octahedral symmetry. At 222.4 K sulphur hexafluoride crystallizes into a bcc lattice of $Im\bar{3}m (O_h^9)$ symmetry with two molecules per unit cell. As a result, the molecule and its surroundings have the same symmetry. On further cooling to 94.3 K a polymorphous transition occurs, which suppresses the symmetry of the translational and orientational subsystem to a monoclinic one, of space group $C2/m$

(C_{2h}^3) with $Z = 6$, where Z being coordination number. One-third of the SF₆ molecules take the high-symmetry ($2/m$) positions and two-thirds of the molecules occupy the low-symmetry (m) positions [1,2].

Sulphur hexafluoride is often classed with substances that have a plastic crystalline phase. Indeed, the relative molar entropy of melting $\Delta S_f/R$ of SF₆ is 2.61 [3], which is close to the Timmermans criterion. Here R is universal gas constant. However, the nature of the orientational disorder in the high-temperature phase of SF₆ is somewhat different from that of plastic phases in other molecular crystals, where the symmetries of the molecule and its surroundings do not coincide. The interaction between the nearest neighbors in the bcc phase is favorable for molecular ordering caused by the S–F bonds along the {100} direction, and the interaction with the next nearest neighbors is dominated by repulsion between the F atoms. According to x-ray and neutron diffraction data [1,2,4] a strict order is observed in SF₆ (in phase I) just above the phase transition point. The structural dynamical factor \mathfrak{R} characterizing the degree of the orientational order is close to unity in the interval 95–130 K. This feature sets off SF₆ from other plastic crystals, such as methane, carbon tetrachloride, adamantane and so on,

where the long-range orientational order becomes disturbed immediately after the phase transition. Orientational disordering in SF₆ starts to intensify only above 140 K. As follows from the analysis of the terms of the Debye–Waller factor derived from neutron-diffractometric data for the high-temperature phase of SF₆, the F atoms have large effective libration amplitudes. As the temperature rises, the amplitudes increase to 20° and higher, but the F localization is still appreciable near the {100} direction. This implies that the orientational structure of SF₆ (I) does not become completely disordered even at rather high temperatures. The disordering itself is dynamic by nature. The increasing amplitudes of librations are not the only factor responsible for the increasing orientational disordering with rising temperature. It is, rather, connected with dynamic reorientations, which become more intensive due to frustrations of the molecular interactions.

Owing to these features, SF₆ offers a considerable possibility for investigating the influence of wide-range rotational states of the molecules on the thermal conductivity in a monophasal one-component system, where such states can vary from nearly complete orientational ordering to frozen rotation.

Chloroform (CHCl₃) has only one crystallographic modification in the whole interval of existence of the solid phase up to the melting temperature $T_m = 209.7$ K. It has the spatial symmetry $Pnma$ (P_{2h}^{16}) and four differently oriented molecules in the orthorhombic cell [5–7]. It is known from Raman and IR adsorption (20 K) data [7] that the translational modes take the frequency band up to 60 cm⁻¹ (86 K) and partially overlap the librational modes in the 60–100 cm⁻¹ band (86–144 K). The dipole moment of the CHCl₃ molecule is 1.01 D. Nuclear quadrupole resonance (NQR) on the ³⁵Cl nuclei has been observed in CHCl₃ up to the melting temperature [8]. These data indicate that there are no molecular reorientations at frequencies above 10⁴ s⁻¹. The high entropy of melting, $\Delta S_f/R = 5.4$, also attests to a high degree of ordering in CHCl₃ [3].

Solid benzene under the pressure of its own saturated vapor has only one crystallographic modification: it has the orthorhombic spatial symmetry $Pbca$ (D_{2h}^{15}) with four molecules per unit cell [9,10]. Benzene melts at 278.5 K and the melting-caused change in the entropy is $\Delta S_f/R = 4.22$ [3], which is much higher than the Timmermans criterion for OD phases. The high-temperature magnitude of the Debye temperature of C₆H₆ is 120 K [11].

In the interval 90–120 K the second NMR moment of C₆H₆ drops considerably as a result of the molecule reorientations in the plane of the ring around the six-

fold axis [12]. The activation energy of the reorientational motion estimated from the spin–lattice relaxation time is 0.88 kJ/mole. The frequency of molecule reorientations at 85 K is 10⁴ s⁻¹. On a further rise of the temperature it increases considerably, reaching 10¹¹ s⁻¹ near T_m . The basic frequency of the benzene molecule oscillations about the sixfold axis at 273 K is 1.05·10¹² s⁻¹ [13].

Carbon tetrachloride has an interesting feature: on cooling to 250.3 K liquid CCl₄ crystallizes into a face-centered cubic (fcc) form (Ia) with four molecules per unit cell; at several kelvins below 250.3 K it changes spontaneously to the rhombohedral phase (Ib), whose density is slightly higher, with 21 molecules per unit cell [14,15]. On a further cooling to 225.5 K, the rhombohedral phase transforms into a monoclinic one of space symmetry group $C2/c$ (C_{2h}^6) with $Z = 32$. On heating, the low-temperature monoclinic phase (II) always changes to the rhombohedral form. Because of low entropy of melting, $\Delta S_f/R = 1.21$ [3], the phase (Ib) of CCl₄ may be classified as plastic.

The three forms of CCl₄ are quite closely related. The centers of mass of the molecules are only slightly shifted relative to their positions in the cubic and rhombohedral phases. Besides, the molecular orientations in the phase II correlate closely with the directions of the highest-density distribution function in the phase I.

According to experimental data, the character of the molecular motion in the plastic phase of CCl₄ is closely similar to that in the liquid state. For example, for CCl₄ no discontinuities are observed in the curve of spin–spin relaxation time T_2 of ³⁵Cl on plastic phase melting [16] and in the curve of reorientational correlation time obtained from Raman line broadening [17,18]. Zuk, Kiefte, and Clouter estimated the elastic constants of CCl₄ in the phase (I) by the Brillouin scattering method [19]. They discovered an anomalously high (as compared to solid inert gases) ratio of sound velocities in the <110> and <111> directions and interpreted this as an indication of a strong translation–orientation interaction.

Experimental results and discussion

The thermal conductivity of solid SF₆, CHCl₃, C₆H₆, and CCl₄ was investigated by the linear-flow method under saturated vapor pressures in the temperature range from 80 K to the corresponding melting temperatures. A modified heat potentiometer was used [20], which permitted us to minimize the error in estimation of the thermal conductivity. The non-controllable heat flows from thermal radiation were reduced considerably with a radiation shield on which

the temperature field of the measuring cell was reproduced using a set of thermocouples and a precision heat controllers. The samples were grown from liquid and gaseous phases. At the bottom of the measuring ampoule the temperature was maintained close to that liquid N_2 . The measurements were made on the two samples of each substance of 99.98% purity, the random error being within 5%. The results of measurement are shown in Figs. 1–4.

The isochoric thermal conductivity of the all four substances had been measured previously in narrow temperature intervals in the vicinity of the corresponding melting points [21–24]. The isobaric thermal conductivity of C_6H_6 and CCl_4 was also measured under pressure above 100 MPa in [25,26]. Our data are in good agreement with those results for the same conditions (P, T).

To find the correlation between experimental results and theory, it is reasonable to compare the data for constant volume and thus to exclude the influence of thermal expansion. The result obtained were recalculated for a constant density of the samples, whose molar volumes were: V_m , cm^3/mole : 58.25 (SF_6), 59.5 (CHCl_3), 70.5 (C_6H_6), 76.0 (CCl_4 (II)). This was done using the data for the volume dependence of the thermal conductivity [21–24] and thermal expansion [1,27]. The crystals had these volumes at the corresponding growth temperatures. The results were recalculated by the formula

$$\lambda_v = \lambda_p (V(T)/V_m)^g, \quad (1)$$

where λ_v and λ_p are the isochoric and isobaric thermal conductivities, respectively; $V(T)$ is the current molar volume of the free sample; V_m is the volume for which

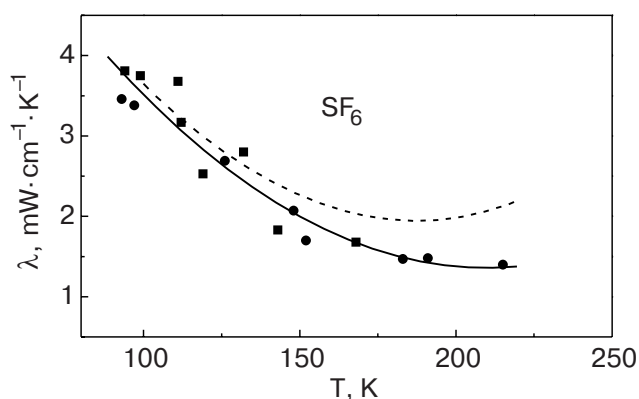


Fig. 1. The thermal conductivity (the solid line) of solid SF_6 in the high-temperature phase, measured under saturated vapor pressure. Rings and squares correspond to the two different samples. The dashed line is the thermal conductivity recalculated for the molar volume $58.25 \text{ cm}^3/\text{mole}$.

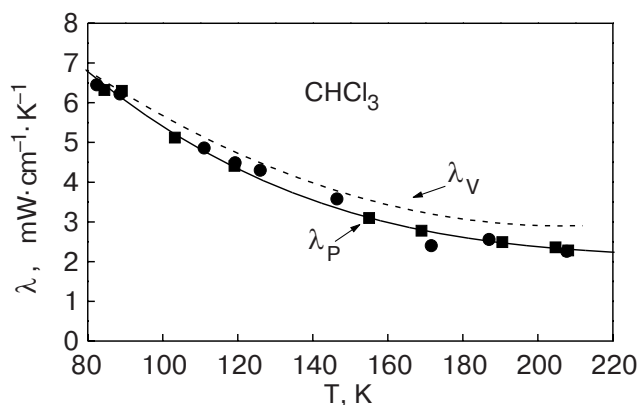


Fig. 2. The thermal conductivity (the solid line) of solid CHCl_3 , measured under saturated vapor pressure. Rings and squares correspond to the two different samples. The dashed line is the thermal conductivity recalculated for the molar volume $59.5 \text{ cm}^3/\text{mole}$.

the results were recalculated; $g = -(\partial \ln \lambda / \partial \ln V)_T$ is the Bridgman coefficient.

Figures 1–4 show the thermal conductivity measured under saturated vapor pressure (rings and solid lines) and the thermal conductivity recalculated for the corresponding molar volumes (broken lines). In chloroform, where the rotation of molecules is a pure librational motion and there are no reorientations, the isochoric thermal conductivity decreases as the temperature rises up to the melting point (Fig. 1). Similar behavior is observed in SF_6 , C_6H_6 , and CCl_4 (II) on the low-temperature side, with no intensive reorientations of the molecules. The isochoric thermal conductivity of SF_6 , C_6H_6 , and CCl_4 (II) passes through a minimum and then starts to grow. The minimum in the temperature dependence of the isochoric thermal conductivity occurs slightly above the temperature

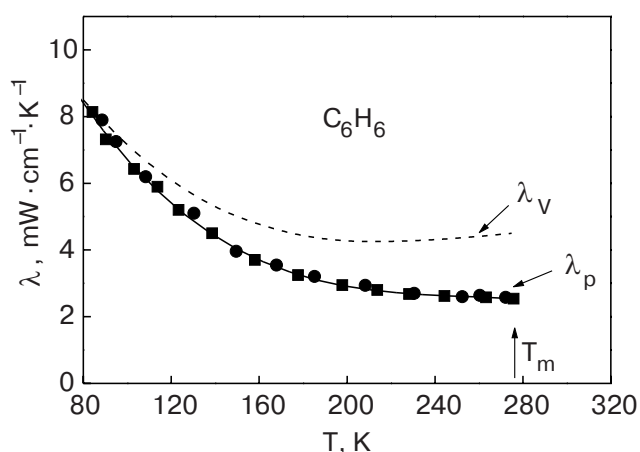


Fig. 3. The thermal conductivity (the solid line) of solid C_6H_6 , measured under saturated vapor pressure. Rings and squares correspond to the two different samples. The dashed line is thermal conductivity recalculated for the molar volume $70.5 \text{ cm}^3/\text{mole}$.

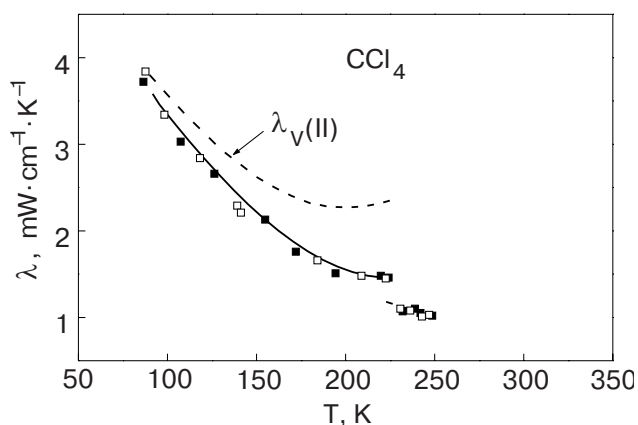


Fig. 4. The thermal conductivity (the solid line) of solid CCl_4 in the low-temperature phase, measured under saturated vapor pressure. Rings and squares correspond to the two different samples. The dashed line is the thermal conductivity recalculated for the molar volume $76.0 \text{ cm}^3/\text{mole}$.

at which intensive molecular reorientations begin in these crystals [1,12,16]. The minimum can therefore be attributed to the reorientational motion.

In this study the phonon-phonon and phonon-rotation contributions to the total thermal resistance were separated using a modified method of reduced coordinates [28]. It is important that with this method there is no need to involve any approximate model. As a rule, the reduction parameters are $T_{\text{mol}} = \varepsilon/k_B$, $\lambda_{\text{mol}} = k_B / \sigma^2 \sqrt{\varepsilon/\mu}$, and $V_{\text{mol}} = N\sigma^3$, where σ and ε are the parameters of the Lennard-Jones potential, and μ is the molar weight, and N is total number of particles. In this study the reductions parameters T_{mol} and V_{mol} are the temperatures and molar volumes of SF_6 , CHCl_3 , C_6H_6 , and CCl_4 and solidified inert gases (krypton and xenon) at the critical points T_{cr} и V_{cr} [29-31] (see also Table).

Table

Reduced parameters, molar weight, and Bridgman coefficients for Kr, Xe, SF_6 , CHCl_3 , C_6H_6 , and CCl_4

Substance	T_{mol} , K	V_{mol} , cm^3/mole	μ	$W_{\text{mol}}(1/\lambda_{\text{mol}})$, $\text{m}\cdot\text{K}/\text{W}$	g	References
Kr	209.4	92.01	83.8	8.06	10.2	[29]
Xe	289.7	119.4	131.3	10.0	9.6	[29]
SF_6	318.7	201.45	146.05	13.51	5.2	[22,30]
CHCl_3	536.6	238.8	119.4	10.9	4.0	[21,31]
C_6H_6	562.0	260.0	78.1	9.43	7.5	[23,30]
CCl_4	556.4	257.0	153.8	13.2	6.0	[24,31]

The reason for this choice of parameters is as follows. For simple molecular substances T_{cr} and V_{cr} are proportional to ε and σ^3 , respectively. However, the accuracy of the critical parameters is much higher than that of the binomial potential parameters. Note that σ and ε are essentially dependent on the choice of binomial parameter and the method of its determination. The phonon-phonon and phonon-rotation components of the thermal resistance can be separated assuming that (i) the total thermal resistance $W = 1/\lambda$ of simple molecular crystals is a sum of phonon-phonon W_{pp} and phonon-rotation W_{pr} contributions: $W = W_{pp} + W_{pr}$, and (ii) in reduced coordinates ($W^* = W/W_{\text{mol}}$, $T^* = T/T_{\text{mol}}$) the component resulting from phonon-phonon scattering W_{pp} is identical to that in solid inert gases at equal reduced molar volumes $V^* = V/V_{\text{mol}}$.

The calculation results are shown in Figs. 5-8. The phonon-phonon component of the thermal resistance W_{pp} is practically (to within 2-3%) independent of the inert gas chosen for comparison. In solid CHCl_3 (Fig. 6) the thermal resistance W_{pr} can be attributed to extra phonon scattering by collective rotational excitations whose density increases as the temperature rises. This is in good agreement with the data in [8], that suggests complete orientational ordering in solid CHCl_3 persisting up to the melting temperature. The extra contribution to the thermal resistance from the rotational degrees of freedom of the molecules is 80% of the phonon-phonon component. Unlike solid CHCl_3 , in which the phonon-rotation component of the thermal resistance increases with growing temperature, in solid SF_6 , C_6H_6 , and CCl_4 the translation-rotational thermal resistance increases with temperature, passes through a maximum and then starts to decrease. The effect may be due to attenuation of phonon scattering by collective rotational excitations

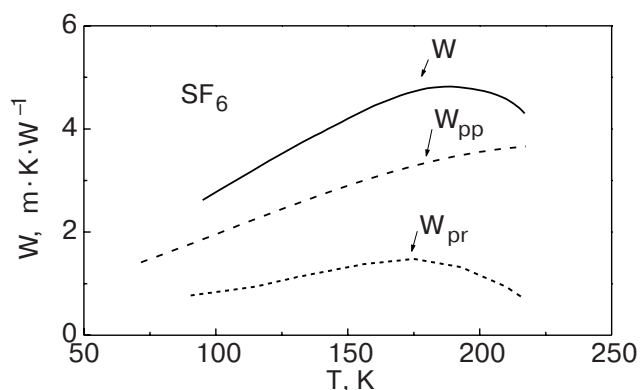


Fig. 5. Contributions of phonon-phonon scattering W_{pp} and phonon scattering caused by rotational molecular excitations W_{pr} to the total thermal resistance W of solid SF_6 with the molar volume $58.25 \text{ cm}^3/\text{mole}$.

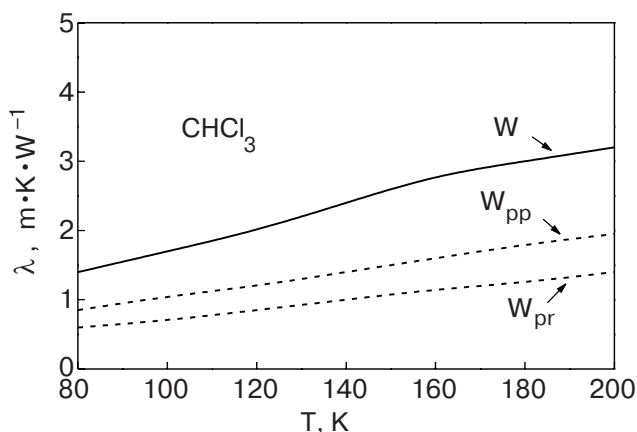


Fig. 6. Contributions of phonon-phonon scattering W_{pp} and phonon scattering caused by rotational molecular excitations W_{pr} to the total thermal resistance W of solid CHCl_3 with the molar volume $59.5 \text{ cm}^3/\text{mole}$.

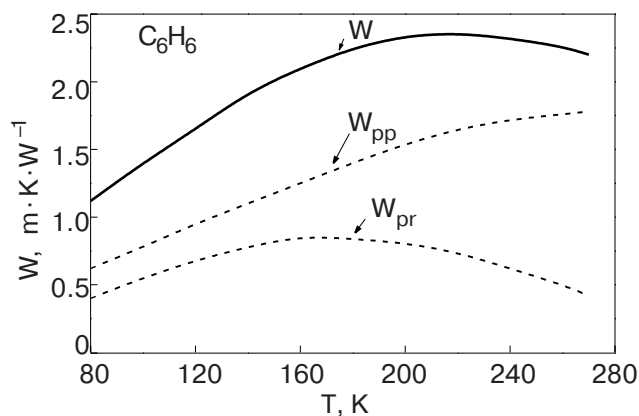


Fig. 7. Contributions of phonon-phonon scattering W_{pp} and phonon scattering caused by rotational molecular excitations W_{pr} to the total thermal resistance W of solid C_6H_6 with the molar volume $70.5 \text{ cm}^3/\text{mole}$.

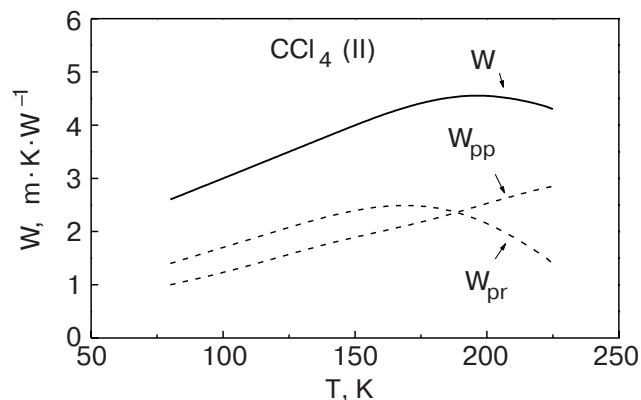


Fig. 8. Contributions of phonon-phonon scattering W_{pp} and phonon scattering caused by rotational molecular excitations W_{pr} to the total thermal resistance W of solid CCl_4 with the molar volume $76.0 \text{ cm}^3/\text{mole}$.

as the correlation of the neighboring molecular rotations decreases.

Conclusions

For the example of the simple molecular crystals SF_6 , CHCl_3 , C_6H_6 , and CCl_4 the correlation between the rotational motion of molecules at the lattice sites and the behavior of thermal conductivity has been investigated. It is shown that the isochoric thermal conductivity increases as the frequency of reorientations grows higher with rising temperature. It is found that this effect is connected with phonon scattering by collective rotational excitations, which attenuates as the rotational correlations of the neighboring molecules become weaker.

1. A.P. Isakina and A.I. Prokhvatilov, *Fiz. Nizk. Temp.* **19**, 201 (1993) [*Low Temp. Phys.* **19**, 142 (1993)].
2. A.P. Isakina, A.I. Prokhvatilov, and J. Rodriguez-Carvajal, *Fiz. Nizk. Temp.* **26**, 404 (2000) [*Low Temp. Phys.* **26**, 296 (2000)].
3. A.R. Ubbelohde, *Melting and Crystal Structure*, Clarendon Press, Oxford (1965).
4. M.T. Dove, G.S. Pawley, G. Dolling, and B.M. Powell, *Molec. Phys.* **57**, 865 (1986).
5. R. Fourme and M. Renaud, *C. R. Acad. Sci.*, **B263**, 69 (1966).
6. F. Shurvell, *J. Chem. Phys.* **58**, 5807 (1973).
7. A. Anderson, B. Andrews, and B.N. Torrie, *J. Chim. Phys.* **82**, 99 (1985).
8. H.S. Gutowsky and D.W. McCall, *J. Chem. Phys.* **32**, 548 (1960).
9. E.G. Cox, D.W.J. Cruickshank, and J.A. Smith, *Proc. R. Soc.* **247**, 1 (1958).
10. G.E. Bacon, N.A. Curry, and S.A. Wilson, *Proc. R. Soc.* **279**, 98 (1964).
11. A.I. Kitaigorodskii, *Mol. Cryst.*, Nauka, Moscow (1971) (in Russian).
12. E.R. Andrew and R.G. Eades, *Proc. R. Soc.* **A218**, 537 (1953).
13. N.G. Parsonage and L. A. K. Staveley, *Disorder in Crystals*, Clarendon Press, Oxford (1978).
14. R. Rudman, *Science* **154**, 45 (1966).
15. R. Powers and R. Rudman, *J. Chem. Phys.* **72**, 1629 (1980).
16. D.E. O'Reilly, E.M. Peterson, and C.R. Scheie, *J. Chem. Phys.* **60**, 1603 (1974).
17. F.J. Bartoli and T.A. Litovitz, *J. Chem. Phys.* **56**, 413 (1972).
18. M. Djaburov, C. Levy-Mannheim, J. Leblond, and P. Papon, *J. Chem. Phys.* **66**, 5748 (1977).
19. J. Zuk, H. Kiefte, and M.J. Clouter, *J. Chem. Phys.* **95**, 1950 (1991).
20. T.N. Antsygina, B.Ya. Gorodilov, N.N. Zholonko, A.I. Krivchikov, V.G. Manzhelii, and V.A. Slyusarev, *Fiz. Nizk. Temp.* **18**, 417 (1992) [*Low Temp. Phys.* **18**, 283 (1992)].

21. V.A. Konstantinov, V.G. Manzhelii, and S.A. Smirnov, *Fiz. Nizk. Temp.* **17**, 883 (1991) [*Low Temp. Phys.* **17**, 462 (1991)].
22. V.A. Konstantinov, V.G. Manzhelii, and S.A. Smirnov, *Fiz. Nizk. Temp.* **18**, 1290 (1992) [*Low Temp. Phys.* **18**, 902 (1992)].
23. V.A. Konstantinov, V.G. Manzhelii, and S.A. Smirnov, *Ukr. Phys. J.* **37**, 752 (1992).
24. V.A. Konstantinov, V.G. Manzhelii, and S.A. Smirnov, *Phys. Status Solidi* **B163**, 369 (1991).
25. R.G. Ross and P. Andersson, *Mol. Phys.* **36**, 39 (1978).
26. R.G. Ross, P. Andersson, and G. Backstrom, *Mol. Phys.* **38**, 527 (1979).
27. M.M. Zholonko and V.V. Tsybulin, *Ukr. Phys. J.* **11**, 1174 (2001).
28. V.A. Konstantinov, V.G. Manzhelii, V.P. Revyakin, and S.A. Smirnov, *Physica* **B262**, 421 (1999).
29. V.A. Rabinovich, A.A. Wassermann, V.I. Nedostup, and L.S. Weksler, *Thermophysical Properties of Ne, Ar, Kr, and Xe*, Standarty, Moskow (1976) (in Russian).
30. *Table of Physical Values, Reference Book*, I.K. Kikoin (ed.), Atomizdat, Moskow (1976) (in Russian).
31. V.V. Altunin, V.Z. Geller, E.K. Petrov, D.C. Raskazov, and G.A. Spiridonova, *Thermophysical Properties of Freons*, Standarty, Moskow (1980) (in Russian).