

PACS 07.07.DF

Dynamic electrophysical characterization of porous silicon humidity sensing

S. Bravina¹, N. Morozovsky¹, R. Boukroub²

¹*Institute of Physics, NAS of Ukraine, 46, prospect Nauky, 03028 Kyiv, Ukraine*

E-mail: bravina@iop.kiev.ua

²*Interdisciplinary Research Institute, IRI, IEMN-IRI, Avenue Poincaré - BP 69 59652 Villeneuve d'Ascq, France*

Abstract. The results of the investigation of changes of parameters of bipolar and unipolar dynamic current-voltage characteristics and transient currents as well as dynamic bipolar charge-voltage loops connected with the pulse change of humidity for the samples of por-Si are presented. The hysteresis view of charge-voltage and current-voltage curves is characteristic for poling processes in the space charge region similar to that observed in the case of typical ionic conductors. Observed phases of transformation of investigated electrophysical characteristics reflect the time scale of processes in the consequence “adsorption – dissociation and transfer – desorption”. The efficiency of using the methods of dynamic electrophysical characterization for studying characteristics of porous materials under fast humidity changes was demonstrated.

Keywords: porous silicon, humidity, bipolar and unipolar dynamic current-voltage characteristics, transient currents.

Manuscript received 21.11.05; accepted for publication 15.12.05.

1. Introduction

The problem of environment parameters monitoring demands from the modern sensorics many efforts directed to development of sensitive, high speed and stable humidity sensors integrated in the modern silicon (Si) base.

Electrophysical and thermal characteristics of systems based on porous materials with open pores are rather sensitive to the nature of molecules penetrated into the pores [1]. That is the base of using porous materials in sensors of environmental control, in particular for humidity sensors.

In this way, many humidity sensitive media with open pores were examined. As promising materials selected are the following: polymers as the cheapest, porous ceramics as more flexible, and zeolite-like systems and also mezo-porous phases as thermo-stable.

Recently we have investigated the humidity-electric activity in some of porous ceramics and zeolite-like systems as well as mezo-porous phases [2,3].

Taking into account a stable tendency of integrating environmental sensors into Si-based modern microelectronics it is reasonable to perform the investigations of humidity-electric activity in porous silicon (PSi) [4]. This material is considered as a promising one due to its photo- and electroluminescence

properties as well as due to its thermal properties, namely our thermowave-probing investigations confirmed the prospects of using of PSi in thermal sensorics as a buffer insulating substrate material of integrated thermal detectors [5]. We also marked in [5] that the application of por-Si is also possible for design of elements of heat-insulating surrounding for temperature-controlled units of electronic devices based on Si-technology.

On account of the well known humidity sensing of PSi [6] and the criticality of humidity level on electronic components operation the investigations of humidity impact on electrophysical characteristics of PSi in pulse mode under environmental conditions similar to those of operating Si-based devices are desirable.

In this paper, we present the results of investigating the changes of parameters of bipolar and unipolar dynamic current-voltage characteristics, bipolar charge-voltage loops and transient currents connected with the pulse change of humidity for the samples of porous Si.

2. Experiment

2.1. Samples

The samples of PSi were prepared on 500 μm of thickness Si(111) B-doped *p*-type wafers with the resistivity $\rho = 6 \dots 10 \text{ Ohm}\cdot\text{cm}$. Anodic electrochemical

etching was performed in electrolyte HF/EtOH=1/1 with current density of anodization 5...20 mA/cm² for 5 to 8 min. Then the samples were aged in the same electrolyte for 30 min. As the electrodes, the In clamped ones and those from Ag-paste with the area of 0.3 up to 1 mm² were used.

2.2. Measurements

We investigated the variations of parameters of dynamic current-voltage bipolar (*I-V* loops) and unipolar (*I-V* curves) characteristics, charge-voltage (*Q-V* loops), and also dynamic transient currents (*I-t* curves) induced by continuous and pulse (with 1-3 s duration) relative humidity H_r changes.

When measuring *I-V* loops, *I-V* curves and *I-t* curves as a load used was the reference resistor and during the measurements of *Q-V* loops used was the reference capacitor, as it was done under investigations of corresponding characteristics of ferroelectric capacitors [2-4, 7].

The corresponding measurements were performed in the multicycle regime under the applied a.c. triangular drive voltage V_d and meander voltage V_0 in the frequency range $0.1 \text{ Hz} \leq f \leq 1 \text{ kHz}$ and applied voltage range of $\pm 10 \text{ mV} \leq V \leq \pm 10 \text{ V}$.

For minimization of the contribution of polarization reversal currents under *I-V* curves examination, the unipolar saw-tooth drive voltage V_d was applied.

The temporal changes of investigated characteristics of Ag-PSi-Ag system during and just after wet air pulse and also under restoration of the initial state were also under registration.

3. Results and comments

Figs 1 and 2 present the current-voltage loops and transient current-time curves before, under and after humidity pulse impact.

The shape of low-voltage *I-V* loops at 1 kHz (Fig. 1, left) and low-voltage *I-t* curves (Fig. 2, left) under low H_r value corresponds to equivalent linear sequence-parallel *R-C* circuit.

Transformation of *I-V* loops and *I-t* curves under action of wet air pulse corresponds to decrease of *R* value and increase of *C* value under occurrence of apparent voltage *R-C* non-linearity. This state with high *C* and low *R* values remains for 5 to 20 s depending on duration of H_r -pulse. Returning to the initial state is accompanied by decrease of degree of *R* and *C* non-linearity to the initial value.

Under decreasing frequency, *R* and *C* voltage non-linearity becomes apparent, and at infra-low frequencies the *I-V* loops show high *R* and *C* non-linearity (Fig. 1, right). Under increasing H_r , one can observe appearance and broadening of hysteresis regions on the positive and negative branches of *I-V* loops (Fig. 1, right) with corresponding appearance of characteristic “hump” on *I-t* curves (Fig. 2, right). The height of this “hump” is maximal at high H_r and decreases under drying the PSi sample in the course of returning to the initial state.

The *Q-V* loops obtained under low and high H_r are presented in Fig. 3. The increase of H_r leads to the increase of the loop vertical size which corresponds to the increase of the value of electrical charge transferred and to the vertical shift of the loop (see the low part of Fig. 3).

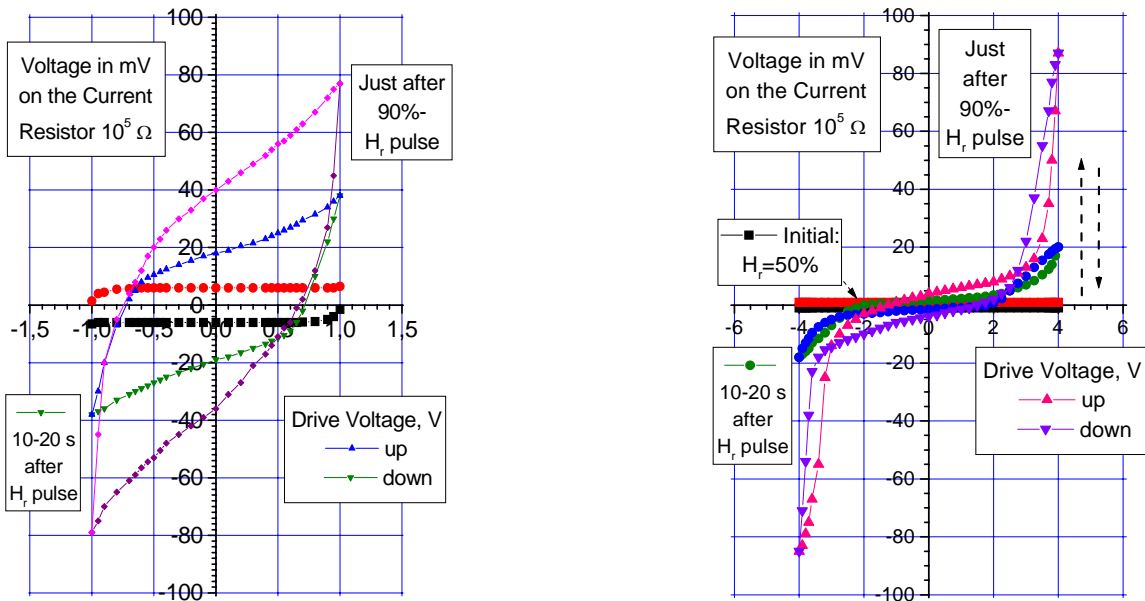


Fig. 1. Current-voltage loops before, under and after humidity pulse impact at different amplitudes and frequencies of the drive voltage (left: 1 V, 1 kHz and right: 4 V, 1 Hz).

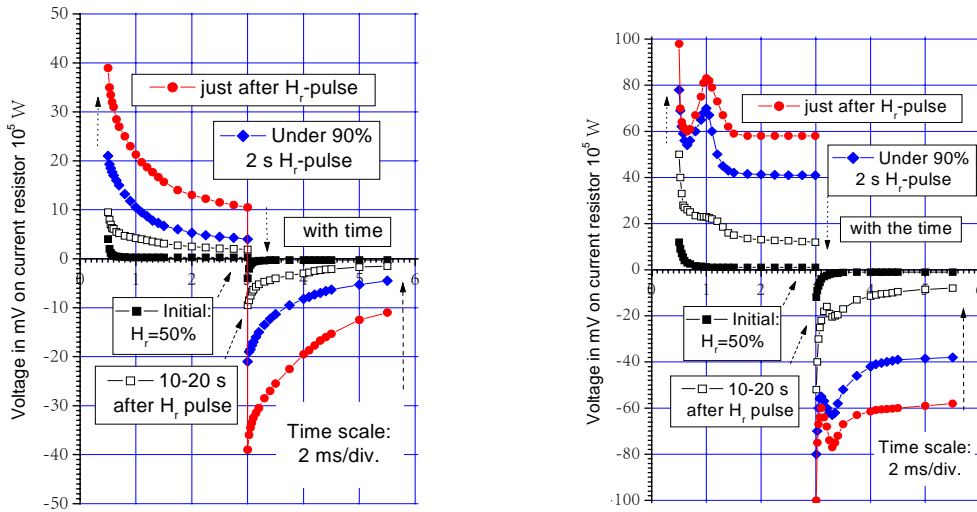


Fig. 2. Transient current-time curves before, under and after humidity pulse impact at different amplitudes of 10 Hz meander voltage (left: 1 V and right: 4 V).

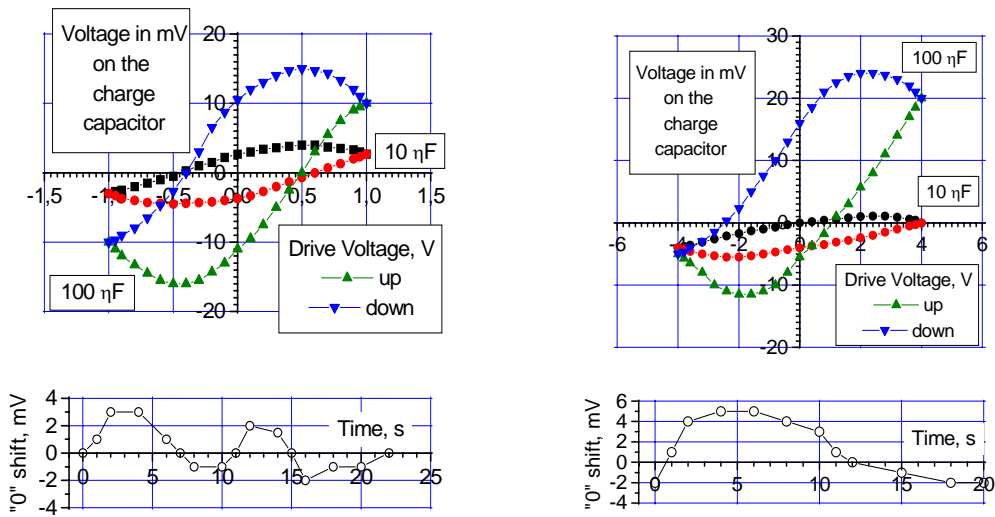


Fig. 3. Charge-voltage loops obtained under low and high humidity at different amplitudes of 10 Hz drive voltage (left: 1 V and right: 4 V) (upper part) and changes of the position of the centre of the loop after humidity pulse impact (lower part).

Unipolar I - V curves are presented in Fig. 4. Low-voltage I - V curves under increasing humidity are changed from almost linear to weakly non-linear. Under high V_d , the increase of H_r leads to the increase of non-linearity degree and I - V curves acquire exponential character.

4. Discussion

The change of the shape of low-voltage I - V loops under humidity variation can be characterized by series-parallel R - C circuit with pronounced $R(V)$ and $C(V)$ dependences.

The main observed peculiarities of I - V loops can be explained by simplifying to the parallel R - C circuit and neglecting the effect of the series resistor. Since for this R - C circuit $I(V) = d(CV)/dt + V/R$, under $V = V_0(1 \pm bt)$ with $b = \text{const}$ and $C = \text{const}$, the current value is $I(V) = \pm V_0(bC + V/V_0R)$. So, any deviation of $I(V)$ from linearity is related with the existence of some $R(V)$ and $C(V)$ dependences.

The existence of a “hump” on I - V curves is characteristic for both ferroelectric systems under pulse switching of polarization [7] and semiconductor systems under transfer of injected charge carriers [8]. The unipolar I - V curves near to exponential ones in the case

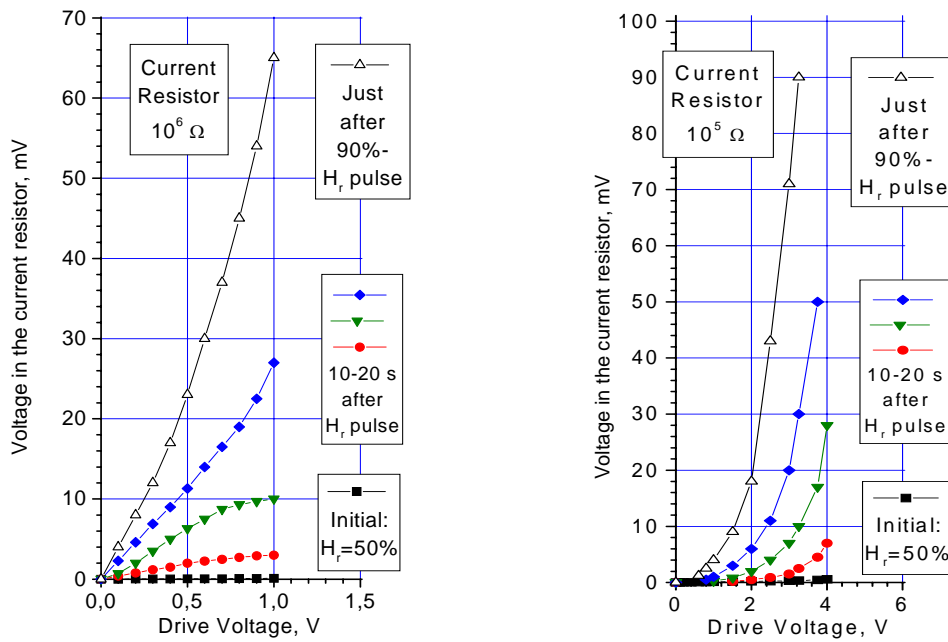


Fig. 4. Unipolar current-voltage curves before, just after and after humidity pulse impact at different amplitudes of 1 Hz drive voltage (left: 1 V and right: 4 V).

of injection correspond to a wide spectrum of distribution of capture centers on the energy in the forbidden band of semiconductor material [8].

The vertical shift of Q - V loops is connected with the rectification effect and corresponds to the observed asymmetry of I - V loops.

The results obtained for the PSi samples are comparable with those obtained for porous metal-oxide ceramics and zeolite-like (of Na-Y type) and silica mezo-porous systems (of MCM-41 type) [2, 3].

It should be pointed out the similarity of the look of observed I - V loops for PSi and I - V loops for the model ionic semiconductors Ag_3AsS_3 and Ag_3SbS_3 [9], for which it is characteristic the availability of the electrolytic reactions of $Ag^+ + e = Ag^0$ type in under-surface regions.

For the investigated systems, the observed peculiarities of I - V loops and I - t curves are related with adsorption of H_2O vapor, post-dissociation of water molecules, $H_2O \rightarrow H^+ + OH^-$ and ion-electron transfer in porous conglomerate of PSi and desorption of H_2O as the source of ionic charge carriers. The mechanism of charge transfer in the PSi is associated with the hopping transport of H^+ ions by means of switching OH^- dangling bonds [10]. Kinetics of these processes determines the shape of corresponding characteristics and peculiarities of their time transformation.

With a certain degree of approximation, it can be considered that the observed times in the consequence “transformation of I - V loops (I - t curves and Q - V loops) – their stabilization in time – restoration” correspond to the characteristic ones in the consequence “adsorption – dissociation and transfer – desorption”.

5. Conclusion

For PSi, as for an example, shown was the efficiency of using the methods of dynamic electrophysical characterization for studying the changing characteristics of porous materials under fast humidity changes.

The hysteresis view of high voltage current-voltage curves is characteristic for poling processes in the space charge region similar to that observed in the case of typical ionic conductors.

Observed phases of transformation of investigated electrophysical characteristics reflect the time scale of processes in the consequence “adsorption – dissociation and transfer – desorption”.

Acknowledgements

Authors gratefully acknowledge Conseil Regional of Nord-Pas-de-Calais for financial support (grant n°04140209).

References

1. P. Behrens, Meso-porous inorganic solids // *Adv. Mater.* **5**, No 2, p. 127-131 (1993).
2. S.L. Bravina, N.V. Morozovsky, G.M. Tel’biz, A.V. Shvets, Electrophysical characterization of meso-porous structures // *Materials of International Conference on Optical Diagnostics Materials and Devices for Opto-, Micro- and Quantum Electronics*, SPIE, Kiev (1999).

3. S.L. Bravina, N.V. Morozovsky, E.G. Khaikina, Temperature and humidity sensors with response to frequency conversion based on porous ceramics // *Materials of 12th IEEE International Symposium on the Application of Ferroelectrics* (ISAF, Hawaii, 2000).
4. S.L. Bravina, N.V. Morozovsky, Porous Si thin layer based humidity sensitive elements // *Materials of Second Open French-Ukrainian Meeting on Ferroelectricity and Ferroelectric Thin Films* (Dinard, 2002).
5. S.L. Bravina, I.V. Blonsky, N.V. Morozovsky, V.O. Salnikov, Thermal characterization of porous Si as IR-sensor substrate material // *Ferroelectrics* **254**, p. 65-76 (2001).
6. A. Foucaran, B. Sorli, M. Garcia, F. Pascal-Delannoy, A. Giani, A. Boyer, Porous silicon layer coupled with thermoelectric cooler: a humidity sensor // *Sensors and Actuators A* **79**, p. 189-193 (2000).
7. J. C. Burfoot, *Ferroelectrics. An introduction to the Physical Principles*, Princeton – New Jersey – Toronto (1967).
8. M.A. Lampert and P. Mark, *Current injection in solids*. Academic Press, New-York (1970).
9. S.L. Bravina, N.V. Morozovsky, Switching effect in the systems metal-Ag₃AsS₃(Ag₃SbS₃)-metal // *Fizika i tekhnika poluprovod.* **17**, No 5, p. 824-828 (1983) (in Russian).
10. D. Stievenard, D. Deresmes, Are electrical properties of an aluminium porous silicon junction governed by dangling bonds // *Appl. Phys. Lett.* **67**, No 7, p.1570-1572 (1995).