

Influence of a single defect on the conductance of a tunnel point contact between a normal metal and a superconductor

Ye.S. Avotina^{1,2}, Yu.A. Kolesnichenko^{1,2}, and J.M. van Ruitenbeek²

¹ *B. Verkin Institute for Low Temperature Physics and Engineering of the National Academy of Sciences of Ukraine
47 Lenin Ave., Kharkov 61103, Ukraine*

² *Kamerlingh Onnes Laboratorium, Universiteit Leiden, Postbus 9504, 2300 Leiden, The Netherlands*

Received July 07, 2008

We have investigated theoretically the conductance of a normal–superconductor point contact in the tunnel limit and analyzed the quantum interference effects originating from the scattering of quasi-particles by point-like defects. Analytical expressions for the oscillatory dependence of the conductance on the position of the defect are obtained for the defect situated either in the normal metal, or in the superconductor. It is found that the amplitude of oscillations significantly increases when the applied bias approaches the gap energy of the superconductor. The spatial distribution of the order parameter near the surface in the presence of a defect is also obtained.

PACS: **73.23.-b** Electronic transport in mesoscopic systems;
72.10.Fk Scattering by point defects, dislocations, surfaces, and other imperfections (including Kondo effect).

Keywords: NS point contact, single defect, conductance.

1. Introduction

Electron scattering by single surface [1] and subsurface [2] defects results in an oscillatory dependence of the Scanning Tunnelling Microscope (STM) conductance G on the distance, r_0 , between the contact and the defect. These oscillations originate from the interference of electron waves, which are scattered by the defect and reflected back by the contact. They have the same period ($G \sim \sin(2k_F r_0 + \delta)$, k_F is the Fermi wave vector) as the Friedel oscillations [3] of the local electron density of states in the vicinity of a scatterer. For subsurface point-like defects, the oscillatory dependence of the conductance in a STM-like geometry has been investigated theoretically in Refs. 4–8.

Although defects below a metal surface can be «visible» in STM data for up to ten interatomic distances [9,10], the amplitude of the quantum oscillations in the conductance becomes very small with increasing defect depth. An effective way to enhance the STM sensitivity to such oscillation effects is to use a superconducting tip [11]. In Ref. 12, using a low-temperature STM with normal metal tungsten tips and superconducting niobium

tips, the formation of electron standing waves near surface defects and step edges on a Au (111) surface have been observed. It was demonstrated that the amplitude of conductance oscillations is significantly enhanced when a superconducting tip is used, and when the applied bias $|eV|$ is close to the gap energy Δ_0 of the superconductor.

The investigation of various defects in superconductors with STM is of interest by itself. For example, in Ref. 13 a bound state near a magnetic Mn adatom on the surface of superconducting Nb was observed by STM. The effect of single Zn defects on the superconductivity in high- T_c superconductors was investigated in Ref. 14, and the manifestation of d -wave symmetry of the order parameter was observed in the quasibound state near the defect.

The listed reasons define the interest of theoretical investigations on the conductance of normal metal–superconductor (NS) tunnel contacts of small lateral size, in the vicinity of which a single defect is placed. The authors of Ref. 15 considered the conductance of a NS contact of finite size at low temperatures and for voltages $|eV| < \Delta_0$ using the tunnelling Hamiltonian approximation. They

found that, when the radius a of the contact is smaller than the Fermi wavelength λ_F , the conductance of a NS point contact becomes $G_{ns} = (h/2e^2)G_{nn}^2 \sim a^8$, where G_{nn} is the conductance of the contact in the normal state [15]. This dependence is fundamentally different from the result of a quasiclassical theory [16], valid for $a \gg \lambda_F$.

The conductivity of large ($a \gg \lambda_F$) ballistic NS contacts in the presence of a «planar defect» was investigated theoretically in several papers [21–24]. In these papers a planar NS structure and a δ -functional potential barrier, playing the role of the defect, have been considered, from which «geometrical» resonances resulted due to combined Andreev and normal reflections.

In order to describe the effect of isolated point-like defects in a superconductor on the STM conductance usually calculations of the local density of states $n(\mathbf{r})$ are used (for a review, see [25]), where it is assumed that the conductance of the small tunnel contact is proportional to the local density of electron states. While for subsurface defects this assumption remains qualitatively valid, it does not permit a correct description of the details of the conductance oscillations because the bulk electron density of states around the defect is modified by reflection from the interface, $\mathbf{r} \in \Sigma$, and in the limit of zero tunnelling probability we have $n(\mathbf{r} \in \Sigma) = 0$. In this case, the problem of electron transmission through the small NS tunnel junction in the presence of the defect should be considered.

In this paper we present the results of a theoretical investigation of the conductance of a NS point contact (with $a \ll \lambda_F$) in the tunnelling limit and we analyze the quantum interference effects originating from the scattering of quasiparticles by a point-like defect. Analytical expressions are obtained for the dependence of the conductance on the position of the defect and on the applied voltage, for the defect situated in the normal metal or in the superconductor.

2. Model and basic equations

Our model is presented in the Fig. 1. The normal and superconducting half-spaces are separated by an infinitely thin dielectric interface, which has an orifice of radius a . The potential barrier in the plane of interface $z = 0$ is taken to be a δ -function, $U(\mathbf{r}) = U_0 f(\rho) \delta(z)$, where ρ is the value of the radius vector ρ in the plane $z = 0$. The function $f(\rho) \rightarrow \infty$ in all points of the plane except in the contact ($\rho < a$), where $f(\rho) = 1$. In the point \mathbf{r}_0 a nonmagnetic defect described by a spherically symmetric potential $D(|\mathbf{r} - \mathbf{r}_0|)$ is placed. A voltage V is applied between the two sides of the contact. We assume that the transmission probability $|t|$ of electrons through the barrier in the orifice is small ($|t| \approx \hbar^2 k_F / m^* U_0 \ll 1$, m^* is effective electron mass). In that case the applied voltage drops entirely over the barrier and the electric potential can be de-

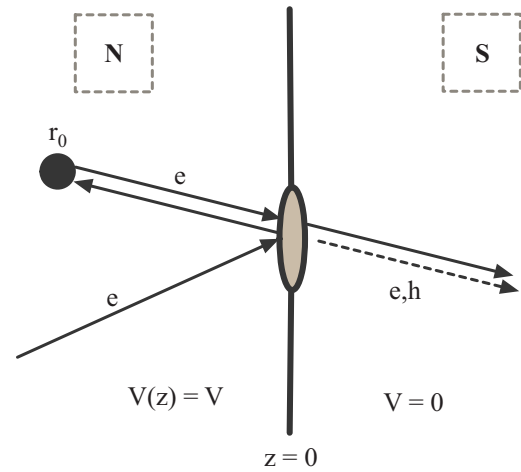


Fig. 1. Model of the contact. The point-like defect is situated in the normal half-space. The electron trajectories in the normal metal and the trajectories of «electron-like» and «hole-like» excitations in the superconductor are shown schematically.

scribed by a step function, $V(z) = V \Theta(-z)$ with V a constant. Based on the same reasoning we use a step function for the superconducting order parameter $\Delta(\mathbf{r}) = \Delta(\mathbf{r})\Theta(z)$. We consider the case of low temperatures and in the calculations take $T = 0$. At zero temperature a tunnel current flows through the contact for $|eV| > \Delta$. The applied bias is assumed to be small on the scale of the Debye frequency ω_D and the Fermi energy ε_F , $|eV| \ll \hbar\omega_D \ll \varepsilon_F$.

For definiteness we consider electron tunnelling from the normal half-space ($z < 0$) to the superconducting half-space ($z > 0$), i.e. $eV > 0$. In order to evaluate the total current through the contact, $I(V)$, and the differential conductance, $G(V) = dI(V)/dV$, we should find the current density $\mathbf{j}_{\mathbf{k}}(\mathbf{r})$ of quasiparticles with momentum \mathbf{k} at $z > 0$, formed by electrons transmitted through the contact. The current density $\mathbf{j}_{\mathbf{k}}(\mathbf{r})$ can be expressed in terms of the coefficients $u_{\mathbf{k}}(\mathbf{r})$ and $v_{\mathbf{k}}(\mathbf{r})$ of the canonical Bogoliubov transformation [17,18]

$$\mathbf{j}_{\mathbf{k}}(\mathbf{r}) = \frac{e\hbar}{m^*} \text{Im} [u_{\mathbf{k}}(\mathbf{r}) \nabla u_{\mathbf{k}}^*(\mathbf{r}) f_F(E_{\mathbf{k}}) - v_{\mathbf{k}}(\mathbf{r}) \nabla v_{\mathbf{k}}^*(\mathbf{r}) f_F(-E_{\mathbf{k}})], \quad (1)$$

where $f_F(E)$ is the Fermi function, which at $T = 0$ is simply the unit step-function, $f_F(E) = \Theta(E)$. The functions $u_{\mathbf{k}}(\mathbf{r})$ and $v_{\mathbf{k}}(\mathbf{r})$ satisfy to the Bogoliubov–de Gennes (BdG) equations [19]

$$\begin{cases} \left[-\frac{\hbar^2}{2m^*} \nabla^2 - \varepsilon_F + D(|\mathbf{r} - \mathbf{r}_0|) \right] u_{\mathbf{k}}(\mathbf{r}) + \Delta(\mathbf{r}) v_{\mathbf{k}}(\mathbf{r}) = E_{\mathbf{k}} u_{\mathbf{k}}(\mathbf{r}), \\ \left[-\frac{\hbar^2}{2m^*} \nabla^2 - \varepsilon_F + D(|\mathbf{r} - \mathbf{r}_0|) \right] v_{\mathbf{k}}(\mathbf{r}) + \Delta^*(\mathbf{r}) u_{\mathbf{k}}(\mathbf{r}) = E_{\mathbf{k}} v_{\mathbf{k}}(\mathbf{r}). \end{cases} \quad (2)$$

Eqs. (2) may be interpreted as wave equations for a two-component «wave function»,

$$\hat{\Psi}_{\mathbf{k}} = \begin{pmatrix} u_{\mathbf{k}} \\ v_{\mathbf{k}} \end{pmatrix}, \quad (3)$$

of quasiparticles with energy $E_{\mathbf{k}}$. The conditions, which connect the vector $\hat{\Psi}_{\mathbf{k}}$ in the normal metal ($\hat{\Psi}_{n\mathbf{k}}$) and in the superconductor ($\hat{\Psi}_{s\mathbf{k}}$) at the interface $z = 0$ are

$$\hat{\Psi}_{n\mathbf{k}}(\rho, 0) = \hat{\Psi}_{s\mathbf{k}}(\rho, 0) = \hat{\Psi}_{\mathbf{k}}(\rho, 0), \quad (4)$$

$$\frac{\partial}{\partial z} \hat{\Psi}_{s\mathbf{k}}(\rho, 0) - \frac{\partial}{\partial z} \hat{\Psi}_{n\mathbf{k}}(\rho, 0) = \frac{2m^*}{\hbar^2} U_0 f(\rho) \hat{\Psi}_{\mathbf{k}}(\rho, 0). \quad (5)$$

The order parameter in the superconductor should be determined from the self-consistently condition

$$\Delta(\mathbf{r}) = \gamma \sum_{\mathbf{k}, E_{\mathbf{k}} < \hbar\omega_D} u_{\mathbf{k}}(\mathbf{r}) v_{\mathbf{k}}^*(\mathbf{r}) [1 - 2f_F(E_{\mathbf{k}})], \quad (6)$$

$$\Delta(z \rightarrow +\infty) \rightarrow \Delta_0, \quad (7)$$

where the constant Δ_0 can be chosen real; γ is the pair potential constant. It can be easily shown [17] that Eq. (1) combined with the self-consistently condition (6) automatically satisfies to the continuity equation

$$\text{div} \sum_{\mathbf{k}} \mathbf{j}_{\mathbf{k}}(\mathbf{r}) = 0. \quad (8)$$

The current-voltage characteristic $I(V)$ of the contact in the presence of a defect can be found by means of integration of the current density $\mathbf{j}_{\mathbf{k}}(\mathbf{r})$ over the momentum \mathbf{k} (within the energy interval $\Delta_0 \leq E_{\mathbf{k}} \leq eV$) and over a surface overlapping the contact in the superconducting half-space. For this surface we choose a half-sphere of large radius $r \gg r_0, \xi_0$ (ξ_0 is the coherence length of the superconductor) centered at the contact $r = 0$. On this half-sphere we assume $\Delta(\mathbf{r}) = \Delta_0$ and hence $E_{\mathbf{k}} = \sqrt{\xi_{\mathbf{k}}^2 + \Delta_0^2}$, where $\xi_{\mathbf{k}} = \hbar^2 k^2 / 2m^* - \varepsilon_F$ is the kinetic energy measured from the Fermi level. The conductance $G(V)$ of the contact (at $T = 0$) is given by

$$G(V) = 4\pi r e^2 N(0) \times \int \frac{d\Omega}{4\pi} \Theta(z) \int_{-\infty}^{\infty} d\xi_{\mathbf{k}} \int \frac{d\Omega_{\mathbf{k}}}{4\pi} \Theta(k_z) (\mathbf{r} \mathbf{j}_{\mathbf{k}}(\mathbf{r})) \delta(E_{\mathbf{k}} - eV), \quad (9)$$

where $d\Omega$ and $d\Omega_{\mathbf{k}}$ are elements of solid angle in the real and momentum spaces, respectively, $N(0)$ is the density of states for one direction of spin.

3. Solution of the Bogoliubov–de Gennes equation

Generally, a self-consistent solution of Eqs. (2) can be found only numerically. Such solution must fulfil the condition of conservation of the total current I through any surface overlapping the contact, in spite of the spatial de-

pendence of the order parameter. In order to simplify the task we will exploit the condition of a small barrier transparency and find an analytical solution of Eqs. (2) using the approximation of a constant order parameter $\Delta(\mathbf{r}) = \Delta_0 \Theta(z)$. By means of this solution the coordinate dependence of $\Delta(\mathbf{r})$ can be found (see Appendix).

In this Section we generalize the method developed in the papers [4,20]. We search the solutions of Eqs. (2) as an expansion into a series over the small transmission probability $|t| \sim 1/U_0$,

$$\hat{\Psi}_{\mathbf{k}}(\mathbf{r}) = \hat{\Psi}_{\mathbf{k}0}(\mathbf{r}) + \hat{\Psi}_{\mathbf{k}1}(\mathbf{r}) + \dots, \quad (10)$$

where $\hat{\Psi}_{\mathbf{k}0}(\mathbf{r})$ satisfies the zero-boundary condition at $z = 0$, and $\hat{\Psi}_{\mathbf{k}1}(\mathbf{r}) \sim 1/U_0$. For the calculation of the current in leading approximation in the transmission coefficient ($I \sim 1/U_0^2$) it is enough to find the first correction $\hat{\Psi}_{\mathbf{k}1}(\mathbf{r})$. Substituting the expansion (10) into the boundary conditions (4), (5) we find that the function $\hat{\Psi}_{\mathbf{k}1}(\mathbf{r})$ satisfies the condition of continuity at $z = 0$, and its value at $z = +0$ (in the superconducting half-space) is given by the relations

$$u_{s\mathbf{k}1}(\rho, 0) = \frac{\hbar^2}{2m^* U_0 f(\rho)} \frac{\partial}{\partial z} u_{n\mathbf{k}0}(\rho, 0); \quad v_{s\mathbf{k}1}(\rho, 0) = 0. \quad (11)$$

The boundary condition does not contain Andreev reflections, which appear in the next approximation in $1/U_0$ [30]. Thus, we will not consider Andreev resonances, which were analyzed in Refs. 21–24 for a one-dimensional model.

The quasiparticle scattering by the defect will be taken into account by perturbation theory in the strength of the interaction with the defect. First, we find the solution of Eqs. (2) for the contact without defect.

Let us consider an electron with energy $E_{\mathbf{k}} > \Delta_0$, which moves towards the interface from the normal metal. When $D(\mathbf{r}) = 0$ (the defect is absent) and $1/U_0 = 0$ (the interface is impenetrable for electrons), in the normal half-space we have

$$u_{n\mathbf{k}0}(\mathbf{r}) = e^{i\mathcal{X}\rho} (e^{ik_z z} - e^{-ik_z z}), \quad v_{n\mathbf{k}0}(\mathbf{r}) = 0, \quad (12)$$

where $\mathbf{k} = (\mathcal{X}, k_z)$, $k_z = k \cos(\vartheta)$, ϑ is the angle between the vector \mathbf{k} and the z axis, and \mathcal{X} is the component of the wave vector parallel to the interface.

Making use of the Fourier transform of the $\hat{\Psi}_{\mathbf{k}}(\mathbf{r})$ components over the coordinate ρ in the plane parallel to the interface,

$$\hat{\Psi}_{\mathbf{k}1}(\rho, z) = \int_{-\infty}^{\infty} d\mathcal{X}' \hat{\Psi}_{\mathbf{k}1}(\mathcal{X}', z) e^{i\mathcal{X}'\rho}, \quad (13)$$

and finding $\hat{\Psi}_{\mathbf{k}1}(\mathcal{X}', 0)$ from the simplified boundary condition (11), we find the solution of Eqs. (2) in the superconducting half-space

$$u_{\mathbf{k}1}(\mathbf{r}) = t(k_z) \frac{1}{u_0^2 - v_0^2} [u_0^2 \varphi_0^{(+)}(\mathbf{r}) + v_0^2 \varphi_0^{(-)}(\mathbf{r})], \quad (14)$$

$$v_{\mathbf{k}1}(\mathbf{r}) = t(k_z) \frac{u_0 v_0}{u_0^2 - v_0^2} [\varphi_0^{(+)}(\mathbf{r}) + \varphi_0^{(-)}(\mathbf{r})], \quad (15)$$

where

$$\varphi_0^{(\pm)}(\mathbf{r}) = \pm \frac{1}{(2\pi)^2} \int_{-\infty}^{\infty} d\chi' e^{i\chi' \rho} \int_{-\infty}^{\infty} d\rho' \frac{e^{i(\chi - \chi') \rho'}}{f(\rho)} e^{\pm i k_z^{(\pm)} z}, \quad (16)$$

$$k_z^{(\pm)} = \frac{\sqrt{2m^*}}{\hbar} \left[\varepsilon_F - \frac{\hbar^2 \chi^2}{2m^*} \pm \sqrt{E_{\mathbf{k}}^2 - \Delta_0^2} \right]^{1/2}, \quad (17)$$

$$u_0^2 = 1 - v_0^2 = \frac{1}{2} \left(1 + \frac{\xi_{\mathbf{k}}}{E_{\mathbf{k}}} \right), \quad (18)$$

$t(k_z) = \hbar^2 k_z / im^* U_0$ is the amplitude of electron wave after tunnelling through the homogeneous barrier with a large U_0 . The functions $u_{\mathbf{k}1}(\mathbf{r})$ and $v_{\mathbf{k}1}(\mathbf{r})$ contain the sum of two solutions $\varphi_0^{(\pm)}(\mathbf{r})$ of Eqs. (2), which correspond to «electron-like» ($k_z^{(+)} > k_{zF} = \frac{1}{\hbar} \sqrt{2m^* (\varepsilon_F - \hbar^2 \chi^2 / 2m^*)}$) and «hole-like» ($k_z^{(-)} < k_{zF}$) quasiparticles having a positive z -component of the group velocity $\mathbf{v}_g = dE_{\mathbf{k}} / \hbar d\mathbf{k}$.

For a small radius of the contact (in the limit $a \rightarrow 0$) the function (16) takes the form [8]

$$\varphi_0^{(\pm)}(\mathbf{r}, k) = \frac{(k^{(\pm)} a)^2 \cos \theta}{2} h_1^{(1)}(k^{(\pm)} r), \quad (19)$$

$$k^{\pm}(E_{\mathbf{k}}) = \frac{\sqrt{2m^*}}{\hbar} \left[\varepsilon_F \pm \sqrt{E_{\mathbf{k}}^2 - \Delta_0^2} \right]^{1/2}. \quad (20)$$

Here, $h_1^{(1)}(x)$ is the spherical Hankel function of the first kind.

In the presence of the defect the functions $u_{\mathbf{k}1}(\mathbf{r})$ and $v_{\mathbf{k}1}(\mathbf{r})$ can be found in first approximation in the potential $D(|\mathbf{r} - \mathbf{r}_0|)$ of electron-impurity interaction by means of the Eqs. (2).

1. If the defect is situated in the normal half-space the functions $u_{\mathbf{k}1}(\mathbf{r})$ and $v_{\mathbf{k}1}(\mathbf{r})$ in the superconductor have the same form as Eqs. (14), (15) in which the amplitude $t(k_z)$ must be replaced by the value

$$\tilde{t}(k_z) = t(k_z) + \frac{4\pi^2 m^* k}{\hbar^2} g t(k) u_{n\mathbf{k}0}(\mathbf{r}_0) h_1^{(1)}(kr_0), \quad (21)$$

where g is the constant of the electron interaction with the defect

$$g = \int d\mathbf{r} D(|\mathbf{r} - \mathbf{r}_0|). \quad (22)$$

In order to obtain Eq. (21) we assume that the characteristic radius of the scattering potential is much smaller than the Fermi wave length λ_F (point defect). This condition permits taking the functions $u_{n\mathbf{k}0}(\mathbf{r})$ and $h_1^{(1)}(kr)$ outside the integral at the point $\mathbf{r} = \mathbf{r}_0$. The variations in the amplitudes of the «wave functions» $u_{\mathbf{k}1}(\mathbf{r})$ and $v_{\mathbf{k}1}(\mathbf{r})$ result from the fact that the wave incident to the contact is a superposition of a plane wave and a spherical wave that comes from the scattering by the defect.

2. If the defect is situated inside the superconductor, the additions $\Delta u_{\mathbf{k}1}(\mathbf{r})$ and $\Delta v_{\mathbf{k}1}(\mathbf{r})$ to the functions (14), (15) due to the defect scattering take the form

$$\begin{aligned} \Delta u_{\mathbf{k}1}(\mathbf{r}) = & \frac{2\pi m^* g}{\hbar^2} \frac{1}{v_0^2 - u_0^2} \int_{-\infty}^{\infty} d\chi e^{i\chi(\rho - \rho_0)} \left\{ \frac{1}{k_z^{(+)}} u_0 \sin(k_z^{(+)} z) e^{i k_z^{(+)} z} [u_0 u_{\mathbf{k}1}(\mathbf{r}_0) - v_0 v_{\mathbf{k}1}(\mathbf{r}_0)] + \right. \\ & \left. + \frac{1}{k_z^{(-)}} v_0 \sin(k_z^{(-)} z) e^{-i k_z^{(-)} z} [u_0 v_{\mathbf{k}1}(\mathbf{r}_0) - v_0 u_{\mathbf{k}1}(\mathbf{r}_0)] \right\}; \end{aligned} \quad (23)$$

$$\begin{aligned} \Delta v_{\mathbf{k}1}(\mathbf{r}) = & \frac{2\pi m^* g}{\hbar^2} \frac{1}{v_0^2 - u_0^2} \int_{-\infty}^{\infty} d\chi e^{i\chi(\rho - \rho_0)} \left\{ \frac{1}{k_z^{(+)}} v_0 \sin(k_z^{(+)} z) e^{i k_z^{(+)} z} [u_0 u_{\mathbf{k}1}(\mathbf{r}_0) - v_0 v_{\mathbf{k}1}(\mathbf{r}_0)] - \right. \\ & \left. - \frac{1}{k_z^{(-)}} u_0 \sin(k_z^{(-)} z) e^{-i k_z^{(-)} z} [u_0 v_{\mathbf{k}1}(\mathbf{r}_0) - v_0 u_{\mathbf{k}1}(\mathbf{r}_0)] \right\}. \end{aligned} \quad (24)$$

It is known that the order parameter $\Delta(\mathbf{r})$ displays Friedel-like oscillations near a defect [26,27] or a surface [28,29]. The current through the tunnel contact I is defined by the average value of $\Delta(\mathbf{r})$, which coincides with Δ_0 . In the Appendix we analyze the spatial dependence of

$\Delta(\mathbf{r})$ near the surface of the superconductor, in the vicinity of which a non-magnetic defect is placed (at the distance less than the coherence length ξ_0). Figure 2 illustrates the results of these calculations. An inhomogeneous spatial distribution of the order parameter is visible. We removed

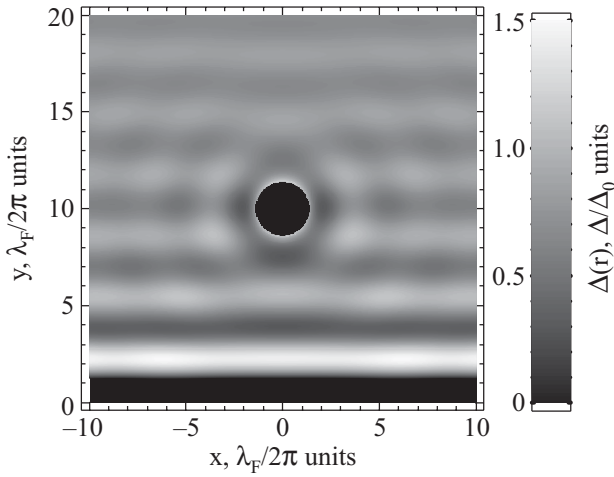


Fig. 2. Real space image of $\Delta(\mathbf{r})/\Delta_0$ near the surface of the superconductor in the plane passing through the defect which has been obtained by using Eq. (A.9), and the parameters $z_0 = 10\lambda_F$, $\xi_0 = 10^4\lambda_F$, $\tilde{g} = 4\pi$.

from the plot the region of radius λ_F (black circle) near the defect where Eq. (A.9) is not valid.

4. Conductance of the contact

By means of the solutions of the BdG equations, which have been obtained in previous section, we calculated the conductance G of the NS tunnel point contact. In linear approximation in the electron-defect interaction constant g the conductance G can be presented as the sum of two terms,

$$G(V, r_0) = G_{0ns}(V) + \Delta G_{\text{osc}}(V, r_0), \quad eV > \Delta_0. \quad (25)$$

The first term, $G_{0ns}(V)$, in Eq. (25) is the conductance of the NS tunnel point contact in the absence of the defect

$$G_{0ns}(V) = G_{0nn} \frac{eV}{\sqrt{(eV)^2 - \Delta_0^2}}; \quad G_{0nn} = \frac{2e^2 a^4 m^* \epsilon_F^3}{9\pi \hbar^3 U_0^2}, \quad (26)$$

where G_{0nn} is the conductance of a contact between normal metals, which is multiplied by the normalized density of states of the superconductor at $E = eV$ in Eq. (26). The second term describes the oscillatory dependence of the conductance on the distance between the contact and the defect.

If the defect is situated in the normal metal half-space $\Delta G_{\text{osc}}(V, r_0)$ is given by

$$\begin{aligned} \Delta G_{\text{osc}}(V, r_0) = \\ = -G_{0ns}(V) \frac{12}{\pi} \tilde{g} \left(\frac{\lambda_F}{r_0} \right)^2 (k_F z_0)^2 j_1(k_F r_0) y_1(k_F r_0), \end{aligned} \quad (27)$$

where

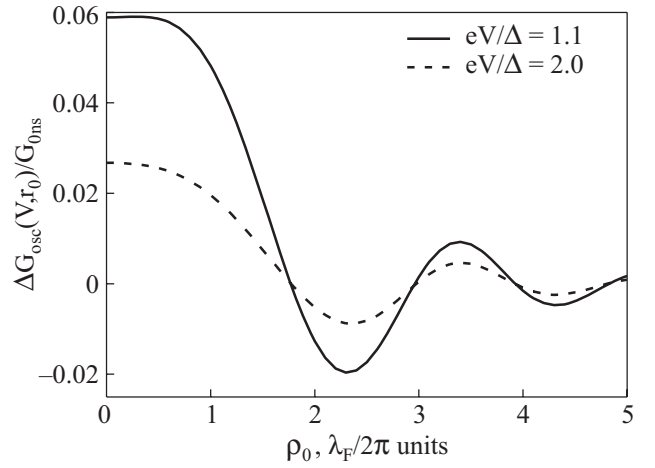


Fig. 3. Dependence of the normalized oscillatory part of the conductance $\Delta G_{\text{osc}}/G_{0ns}$, Eq. (27), on the distance ρ_0 between the defect and the contact axis for two values of the applied voltage. The defect is situated in the normal metal at a depth $z_0 = 5\lambda_F$. The dimensionless constant of interaction is taken as $\tilde{g} = 0.01$.

$$\tilde{g} = \frac{2\pi m^* k_F}{\hbar^2} g \quad (28)$$

is the dimensionless electron-defect interaction constant, $j_l(x)$ and $y_l(x)$ are the spherical Bessel functions of the first and the second kind [31], and $\lambda_F = \hbar / \sqrt{2m^* \epsilon_F}$. In Fig. 3 dependencies of $\Delta G_{\text{osc}}(V, r_0)$ on the distance ρ_0 are shown for two values of the bias eV , one of which is very close to the gap energy ($eV/\Delta_0 = 1.1$), and the second one is $eV = 2\Delta_0$. The figure illustrates the increasing amplitude of the conductance oscillations near $eV \simeq \Delta_0$.

For the defect in the superconducting half-space the oscillatory part of the conductance consists of two terms

$$\begin{aligned} \Delta G_{\text{osc}}(V, r_0) = -G_{0ns}(V) \frac{12}{\pi} \tilde{g} \left(\frac{\lambda_F}{r_0} \right)^2 (k_F z_0)^2 \times \\ \times \sum_{\alpha=\pm} \Psi_{\alpha}(eV) j_1(k_{\alpha} r_0) y_1(k_{\alpha} r_0), \end{aligned} \quad (29)$$

where

$$\Psi_{\pm} = \begin{cases} u_0 \\ v_0 \end{cases}, \quad k_{\pm} = \frac{\sqrt{2m^*}}{\hbar} \left[\epsilon_F \pm \sqrt{(eV)^2 - \Delta_0^2} \right]^{1/2}. \quad (30)$$

In Eqs. (26)–(29) we neglected all small terms of the order of Δ_0/ϵ_F and eV/ϵ_F . Nevertheless we kept the second term in square brackets in the formula for k_{\pm} (see, Eq.(30)) because for a relatively large r_0 , $(\sqrt{(eV)^2 - \Delta_0^2}/\epsilon_F)(r_0/\lambda_F) \simeq 1$, the phase shift of the oscillations may be important. In Fig. 4 we show the difference between the dependencies of the normalized oscillatory parts of the conductance $\Delta G_{\text{osc}}/G_{0ns}$ on the distance

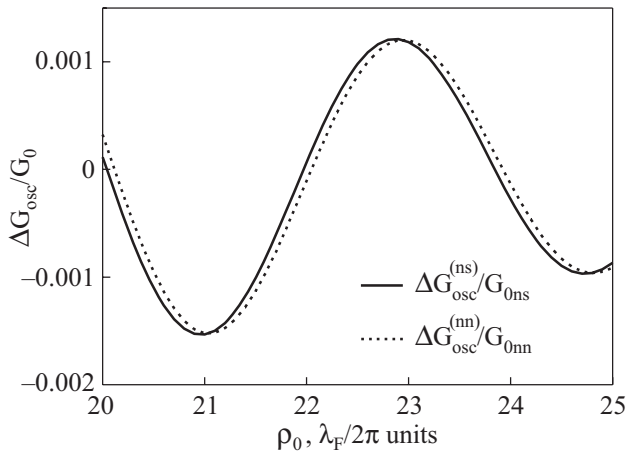


Fig. 4. The dependence of the oscillatory parts of the conductance $\Delta G_{\text{osc}}/G_0$ (29) on the distance ρ_0 between the defect and contact axis for the contact between normal metals ($\Delta G_{\text{osc}}^{(nn)}/G_{0nn}$) and a NS contact ($\Delta G_{\text{osc}}^{(ns)}/G_{0ns}$). The defect is situated in the right metal (the superconductor) at a depth $10\lambda_F$; $eV/\Delta_0 = 5$; $\tilde{g} = 0.01$.

ρ_0 for a contact between normal metals ($\Delta_0 = 0$) and for a NS contact. An observable shift of the conductance oscillations results from the voltage dependence of wave vectors k_{\pm} (30).

5. Conclusion

Thus, we have analyzed the conductance G of a tunnel NS point contact with a radius a smaller than the Fermi wave length λ_F , at low temperatures ($T = 0$) and for applied bias eV larger than the gap energy of the superconductor Δ_0 . The effect of quantum interference of quasiparticles scattered by a single defect situated in the vicinity of the contact has been taken into account. We have shown that in leading approximation in the parameters $eV/\varepsilon_F \ll 1$, $\Delta_0/\varepsilon_F \ll 1$ the conductance of a small NS contact is $G_{0ns} = G_{0nn}N_s(eV)$, Eq. (26), i.e., the product of the conductance of the same contact between normal metals, $G_{0nn} \sim a^4$, and the normalized density of states of the superconductor $N_s(eV)$, similar as for a planar tunnel contact. Although such result is not unexpected and has been confirmed by experiment [11], for a contact of radius $a < \lambda_F$ it was not obvious and it is first obtained in this paper.

If the defect is situated in the normal metal the conductance displays oscillations, the period of which is defined by the Fermi wave vector, $\Delta G_{\text{osc}}(V, r_0) \sim \sin 2k_F r_0$ at $k_F r_0 \gg 1$ (Eq. (27), Fig. 3), as for a contact between normal metals [4]. In this case the defect plays the role of an additional «barrier» between the normal and superconducting metals and results in oscillations of the transmission coefficient. The underlying principle here is similar to resonance transmission through a two-barrier system.

In the superconductor the electron wave incident on the contact from the normal metal is transformed into a superposition of «electron-like» and «hole-like» quasiparticles. In the case of location of the defect in the superconducting half-space quantum interference takes place between partial waves transmitted and those scattered by the defect, for both types of quasiparticles independently (Eq. (29)). Although the difference between wave vectors $k^{(\pm)}(eV)$ of «electrons» and «holes» is small the shift $(k^{(+)} - k^{(-)})r_0$ between the two oscillations should be observable (Fig. 4).

Appendix: Oscillations of the order parameter near the surface in the presence of a defect

When calculating the conductance to first order in the transmission probability we should know the order parameter $\Delta(\mathbf{r})$ in the limit of a nontransparent interface (surface), $U_0 \rightarrow \infty$. According to Ref. 32,

$$\Delta^*(\mathbf{r}) = \gamma T \sum_{n=-\infty}^{\infty} F_{\omega}^+(\mathbf{r}, \mathbf{r}) \Theta(\omega_D - \omega), \quad (\text{A.1})$$

where $\omega = \pi T(2n+1)$ are the Matsubara frequencies. The Fourier components $G_{\omega}(\mathbf{r}, \mathbf{r}')$ and $F_{\omega}^+(\mathbf{r}, \mathbf{r})$ of Green's functions satisfy the Gor'kov equations, which in the absence of a defect potential have the form

$$\begin{aligned} \left(i\omega - \frac{\hbar^2 \nabla^2}{2m^*} - \varepsilon_F \right) G_{\omega}(\mathbf{r}, \mathbf{r}') + \Delta(\mathbf{r}) F_{\omega}^+(\mathbf{r}, \mathbf{r}') &= \delta(\mathbf{r} - \mathbf{r}'), \\ \left(i\omega + \frac{\hbar^2 \nabla^2}{2m^*} + \varepsilon_F \right) F_{\omega}^+(\mathbf{r}, \mathbf{r}') + \Delta^*(\mathbf{r}) G_{\omega}(\mathbf{r}, \mathbf{r}') &= 0. \end{aligned} \quad (\text{A.2})$$

For a homogeneous superconductor $\Delta(\mathbf{r}) = \Delta_0 = \text{const}$ and the solutions $G_{\omega}(\mathbf{r}, \mathbf{r}') = G_{\omega}^{(0)}(\mathbf{r} - \mathbf{r}')$ and $F_{\omega}^+(\mathbf{r}, \mathbf{r}') = F_{\omega}^{+(0)}(\mathbf{r} - \mathbf{r}')$ of Eqs. (A.2) can be found to be

$$\begin{aligned} G_{\omega}^{(0)}(\mathbf{r} - \mathbf{r}') &= -\frac{\pi N(0)}{k_F r} \left[\cos k_F r + \frac{i\omega}{\sqrt{\Delta_0^2 + \omega^2}} \sin k_F r \right] \times \\ &\times \exp\left(-\frac{r}{v_F \hbar} \sqrt{\Delta_0^2 + \omega^2}\right), \end{aligned} \quad (\text{A.3})$$

$$F_{\omega}^{+(0)}(\mathbf{r} - \mathbf{r}') = \frac{\pi N(0) \Delta_0^*}{\sqrt{\Delta_0^2 + \omega^2}} \frac{\sin k_F r}{k_F r} \exp\left(-\frac{r}{v_F \hbar} \sqrt{\Delta_0^2 + \omega^2}\right), \quad (\text{A.4})$$

where $r = |\mathbf{r} - \mathbf{r}'|$, v_F is the Fermi velocity, $\omega \ll \varepsilon_F$. For the semi-infinite superconducting half-space any component of the matrix Green function

$$\hat{G}_{\omega}^{(s)}(\mathbf{r}, \mathbf{r}') = \begin{pmatrix} G_{\omega}^{(s)}(\mathbf{r}, \mathbf{r}') & F_{\omega}^{(s)}(\mathbf{r}, \mathbf{r}') \\ F_{\omega}^{+(s)}(\mathbf{r}, \mathbf{r}') & -G_{\omega}^{(s)}(\mathbf{r}', \mathbf{r}) \end{pmatrix} \quad (\text{A.5})$$

can be written as

$$\hat{G}_\omega^{(s)}(\mathbf{r}, \mathbf{r}') = \hat{G}_\omega^{(0)}(\mathbf{r} - \mathbf{r}') - \hat{G}_\omega^{(0)}(\mathbf{r} - \tilde{\mathbf{r}}'), \quad (\text{A.6})$$

where $\tilde{\mathbf{r}}' = (x', y', -z')$. Equation (A.6) is exact and it provides the zero value of $\Delta(\mathbf{r})$ at the surface $z = 0$. The fact that the order parameter vanishes at the nontransparent interface can be seen from Eq. (6).

The Green's function for the superconducting half-space in the presence of the point defect can be found from the Dyson equation

$$\hat{G}_\omega(\mathbf{r}, \mathbf{r}') = \hat{G}_\omega^{(s)}(\mathbf{r}, \mathbf{r}') + \int d\mathbf{r}'' \hat{G}_\omega^{(s)}(\mathbf{r}, \mathbf{r}'') D(|\mathbf{r}'' - \mathbf{r}_0|) \tau_3 \hat{G}_\omega(\mathbf{r}'', \mathbf{r}'), \quad (\text{A.7})$$

where τ_3 is the Pauli matrix. Making use of the small radius of the defect potential in the first order approximation in the interaction constant g (22) we obtain

$$F_\omega^+(\mathbf{r}, \mathbf{r}) = F_\omega^{+(s)}(\mathbf{r}, \mathbf{r}') + g[F_\omega^{+(s)}(\mathbf{r}, \mathbf{r}_0)G_\omega^{(s)}(\mathbf{r}_0, \mathbf{r}') + G_{-\omega}^{(s)}(\mathbf{r}_0, \mathbf{r})F_\omega^{+(s)}(\mathbf{r}_0, \mathbf{r}')]. \quad (\text{A.8})$$

As a first step for the self-consistent solution, the functions $G_\omega^{(0)}(\mathbf{r} - \mathbf{r}')$ (A.3) and $F_\omega^{+(0)}(\mathbf{r} - \mathbf{r}')$ (A.4) may be used. At $T \rightarrow 0$ the summation over Matsubara frequencies in Eq. (A.1) can be replaced by an integration. Substituting the Eqs. (A.3), (A.4) into Eq. (A.6) and using Eq. (A.8) we find the space distribution of the order parameter (A.1) in the next (after $\Delta = \Delta_0 = \text{const.}$) approximation.

$$\begin{aligned} \Delta(\mathbf{r}) = \Delta_0 \left\{ 1 - \frac{\sin 2k_F z}{2k_F z} \ln^{-1} \left(\frac{2\omega_D}{\Delta_0} \right) \mathcal{K} \left(\frac{2\pi z}{\xi_0}; \frac{\omega_D}{\Delta_0} \right) + \right. \\ \left. + \frac{1}{4\pi} \tilde{g} \ln^{-1} \left(\frac{2\omega_D}{\Delta_0} \right) \left[\frac{\sin 2k_F s_0}{2(k_F s_0)^2} \mathcal{K} \left(\frac{2\pi s_0}{\xi_0}; \frac{\omega_D}{\Delta_0} \right) + \right. \right. \\ \left. \left. + \frac{\sin 2k_F \tilde{s}_0}{2(k_F \tilde{s}_0)^2} \mathcal{K} \left(\frac{2\pi \tilde{s}_0}{\xi_0}; \frac{\omega_D}{\Delta_0} \right) - \right. \right. \\ \left. \left. - \frac{\sin k_F (s_0 + \tilde{s}_0)}{k_F^2 s_0 \tilde{s}_0} \mathcal{K} \left(\frac{\pi (s_0 + \tilde{s}_0)}{\xi_0}; \frac{\omega_D}{\Delta_0} \right) \right] \right\}. \quad (\text{A.9}) \end{aligned}$$

Here

$$\mathcal{K}(a; b) = \int_0^{\text{arcsinh } b} dt e^{-a \cosh t}, \quad (\text{A.10})$$

$s_0 = |\mathbf{r} - \mathbf{r}_0|$; $\tilde{s}_0 = |\mathbf{r} - \tilde{\mathbf{r}}_0|$, and $\xi_0 = \hbar v_F / \pi \Delta_0$ is the coherence length. At $ab \gg 1$, $\mathcal{K}(a; b) \simeq K_0(a)$, the modified Bessel function [31]. The Eq. (A.9) is valid at distances from the defect larger than the characteristic radius of the

potential $D(|\mathbf{r} - \mathbf{r}_0|)$. The correction to the constant value of the order parameter Δ_0 decreases at small distances $r \ll \xi_0$ from the surface or the defect according to a power law, and vanishes exponentially ($\sim e^{-2\pi r/\xi_0}$) at larger distances $r \gg \xi_0$. A grey-scale plot of $\Delta(\mathbf{r})$ obtained by means of Eq. (A.9) is presented in Fig. 2. In the plot we used an unrealistically large value of the constant \tilde{g} in order to show the influence on the order parameter of the defect and the surface in the same plot. For realistic values $\tilde{g} \sim 0.01$ the spatial oscillations of $\Delta(\mathbf{r})$ resulting from the scattering by the defect have a much smaller amplitude than the second term in the braces of Eq. (A.9). The matching procedure can be continued when we put $\Delta(\mathbf{r})$ of Eq. (A.9) into Gor'kov's equations (Eqs. (A.2)) or BdG equations (2). Unfortunately, starting with this step the solutions may be obtained only numerically.

One of us (Yu.K.) would like to acknowledge useful discussions with A.N. Omelyanchouk, E.V. Bezuglyi, and S.V. Kuplevakhsy. This research was supported partially by the program «Nanosystems nanomaterials, and nanotechnology» of National Academy of Sciences of Ukraine and Fundamental Research State Fund of Ukraine (project F 25.2/122).

1. M.F. Crommie, C.P. Lutz, and D.M. Eigler, *Science* **262**, 218 (1993).
2. M. Schmid, W. Hebenstreit, P. Varga, and S. Crampin, *Phys. Rev. Lett.* **76**, 2298 (1996).
3. J. Friedel, *Nuovo Cimento* **7**, 287 (1958).
4. Ye.S. Avotina, Yu.A. Kolesnichenko, A.N. Omelyanchouk, A.F. Otte, and J.M. Ruitenbeek, *Phys. Rev.* **B71**, 115430 (2005).
5. Ye.S. Avotina, Yu.A. Kolesnichenko, A.F. Otte, and J.M. Ruitenbeek, *Phys. Rev.* **B74**, 085411 (2006).
6. Ye.S. Avotina, Yu.A. Kolesnichenko, S.B. Roobol, and J.M. Ruitenbeek, *Fiz. Nizk. Temp.* **34**, 268 (2008) [*Low Temp. Phys.* **34**, 207 (2008)].
7. Ye.S. Avotina, Yu.A. Kolesnichenko, A.F. Otte, and J.M. Ruitenbeek, *Phys. Rev.* **B75**, 125411 (2007).
8. Ye.S. Avotina, Yu.A. Kolesnichenko, and J.M. Ruitenbeek, *J. Phys.: Condens. Matter* **20**, 115208 (2008).
9. N. Quaas, M. Wenderoth, A. Weismann, R.G. Ulbrich, and K. Schönhammer, *Phys. Rev.* **B69**, 201103(R) (2004).
10. N. Quaas, *PhD Thesis*, Göttingen University (2003).
11. S.H. Pan, E.W. Hudson, and J.C. Davis, *Appl. Phys. Lett.* **73**, 2992 (1998).
12. Mingxiang Xu, Zhanwen Xiao, Masayo Kitahara, and Dai-suke Fujita, *Jpn. J. Appl. Phys.* **43**, 4687 (2004).
13. Ali Yazdani, B.A. Jones, C.P. Lutz, M.F. Crommie, and D.M. Eigler, *Science* **275**, 1767 (1997).
14. S.H. Pan, E.W. Hudson, K.M. Lang, H. Eisaki, S. Uchida, and J.C. Davis, *Nature* **403**, 746 (1999).
15. E. Prada and F. Sols, *Eur. Phys. J.* **B40**, 379 (2004).
16. A.V. Zaitsev, *Zh. Eksp. Teor. Fiz.* **86**, 1742 (1984) [*Sov. Phys. JETP* **59**, 1015 (1984)].

17. A.V. Svidzinskii, *Spatially Inhomogeneous Problems in the Theory of Superconductivity*, Nauka, Moscow (1982), in Russian.
18. M. Hard, S. Datta, and P.F. Bagwell, *Phys. Rev.* **B54**, 6557 (1996).
19. P.G. de Gennes, *Superconductivity of Metals and Alloys* W.A. Benjamin, Inc. New York (1966).
20. I.O. Kulik, Yu.N. Mitsai, and A.N. Omelyanchouk, *Zh. Exp. Teor. Fiz.* **63**, 1051 (1974).
21. A. Hahn, *Phys. Rev.* **B31**, 2816 (1985).
22. P.C. van Son and H. van Kempen, *Phys. Rev.* **B37**, 5015 (1988).
23. R.A. Riedel and P.F. Bagwell, *Phys. Rev.* **B48**, 15198 (1993).
24. S. Chaudhuri and P.F. Bagwell, *Phys. Rev.* **B51**, 16936 (1995).
25. A.V. Balatsky, I. Vekhter, and Jian-Xin Zhu, *Rev. Mod. Phys.* **78**, 373 (2006).
26. A.L. Fetter, *Phys. Rev.* **140**, A1921 (1965).
27. M.E. Flatté and J.M. Bayers, *Phys. Rev.* **B56**, 11213 (1997).
28. R.G. Boyd, *Phys. Rev.* **167**, 407 (1968).
29. K. Tanaka and F. Marsiglio, *Physica* **C284**, 356 (2003).
30. G.E. Blonder, M. Tinkham, and T.M. Klapwijk, *Phys. Rev.* **B25**, 4515 (1982).
31. M. Abramowitz and I.A. Stegun, «*Handbook of Mathematical Functions*», National Bureau of Standards (1964).
32. A.A. Abrikosov, L.P. Gor'kov, and I.E. Dzyaloshinsky, *Quantum Field Theory Methods in Statistical Physics*, Pergamon, New York (1965).